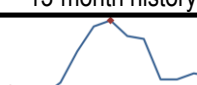
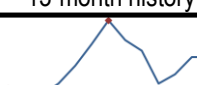
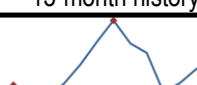


Data Insights: Global PMI



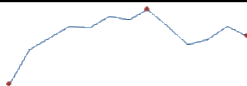
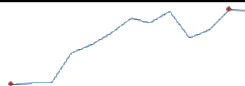
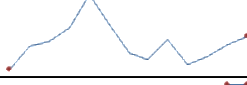
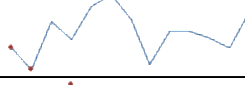
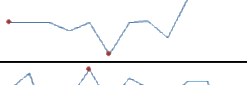



Friday, December 3, 2021

Worldwide aggregate data: at a glance *Indices not updated at time of publication are highlighted*

Manu	Nov	Prev	13-month history	Serv	Nov	Prev	13-month history	Comp	Nov	Prev	13-month history
Index	54.2	54.3		Index	55.6	55.6		Index	54.8	54.5	

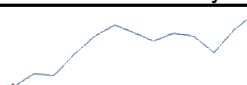
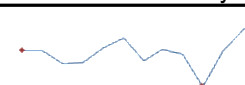
Source: JPMorgan, TrendMacro calculations

US data: at a glance

Manufacturing	Nov	Prev	13-month history	Services	Nov	Prev	13-month history
Index	61.1	60.8		Index	69.1	66.7	
Prices paid	82.4	85.7		Prices paid	82.3	82.9	
Employment	53.3	52.0		Employment	56.5	51.6	
Inventories	56.8	57.0		Inventories	48.2	42.2	
Orders	61.5	59.8		Orders	69.7	69.7	

Source: Institute of Supply Management, TrendMacro calculations

Japan data: at a glance



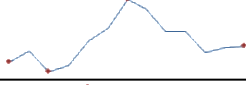
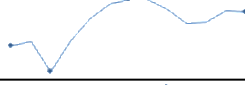

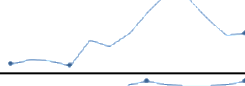




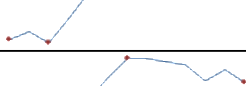

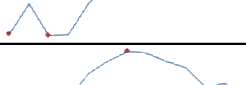
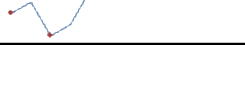
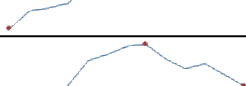
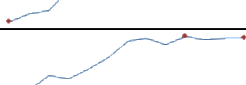
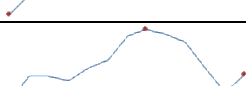

Manufacturing	Nov	Prev	13-month history	Services	Nov	Prev	13-month history
Index	54.5	53.2		Index	53.0	50.7	

Source: Markit/Nomura, TrendMacro calculations

For more information contact us:

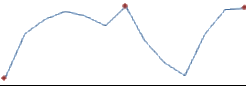
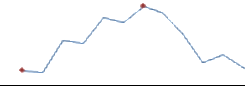
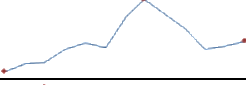

Donald Luskin: 312 273 6766 don@trendmacro.com
 Thomas Demas: 704 552 3625 tdemas@trendmacro.com

Europe data: at a glance

Manufacturing	Last	Prev	13-month history	Services	Last	Prev	13-month history
Eurozone Nov	58.4	58.3		Eurozone Nov	55.9	54.6	
UK Nov	58.1	57.8		UK Nov	58.5	59.1	
Germany Nov	57.4	57.8		Germany Nov	52.7	52.4	
France Nov	55.9	53.6		France Nov	57.4	56.6	
Italy Nov	62.8	61.1		Italy Nov	55.9	52.4	
Spain Nov	57.1	57.4		Spain Nov	59.8	56.6	
Ireland Nov	59.9	62.1		Ireland Nov	59.3	63.4	
Netherlands Nov	60.7	62.5					
Austria Nov	58.1	60.6					
Greece Nov	58.8	58.9					
Czech Rep Nov	57.1	55.1					


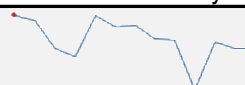
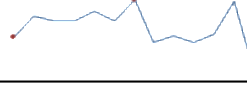
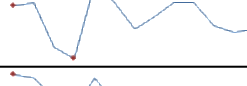



Source: Markit, Various TrendMacro calculations

Eastern Europe data: at a glance

Manufacturing	Last	Prev	13-mo history	Services	Last	Prev	13-mo history
Russia Nov	51.7	51.6		Russia Nov	47.1	48.8	
Poland Nov	54.4	52.0					
Turkey Nov	53.8	51.2					






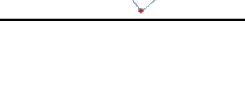
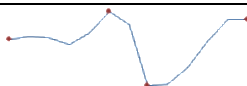
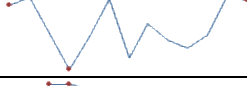


Source: Markit, TrendMacro calculations

China data: at a glance

Manufacturing	Nov	Prev	13-month history	Services	Nov	Prev	13-month history
China	50.1	49.2		China	52.3	52.4	
Prices paid	52.9	72.1					
Employment	48.9	48.8		Employment	47.3	47.5	
Orders	49.4	48.8		Orders	48.9	49.0	

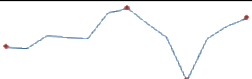
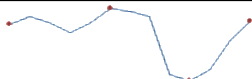
Source: China Federation of Logistics and Purchasing, TrendMacro calculations

Asia data: at a glance

Manufacturing	Last	Prev	13-mo history	Services	Last	Prev	13-mo history
Hong Kong Nov	52.6	50.8					
Taiwan Nov	54.9	55.2					
S. Korea Nov	50.9	50.2					
Vietnam Nov	52.2	52.1					
India Nov	57.6	55.9		India Nov	58.1	58.5	
Indonesia Nov	53.9	57.2					
Malaysia Nov	52.3	52.2					
Thailand Nov	50.6	50.9					
Phillipines Nov	51.7	51					

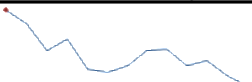
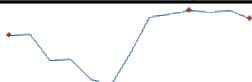
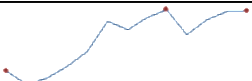
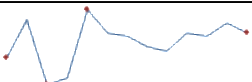
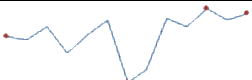
Source: Markit, Nikkei, TrendMacro calculations

Australia data: at a glance

Manufacturing	Nov	Prev	13-month history	Services	Nov	Prev	13-month history
Index	59.2	58.2		Index	55.7	51.8	

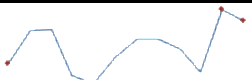

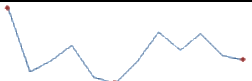
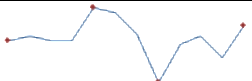
Source: Commonwealth Bank, TrendMacro calculations

Americas data: at a glance

Manufacturing	Last	Prev	13-mo history	Services	Last	Prev	13-mo history
Brazil Nov	49.8	51.7		Brazil Nov	53.6	54.9	
Mexico Nov	49.4	49.3					
Canada Nov	57.2	57.7					
Colombia Nov	54.9	54					

Source: Markit, TrendMacro calculations

Middle East/Africa data: at a glance

Manufacturing	Last	Prev	13-mo history
Saudi Arabia Oct	57.7	58.6	
UA Emirates Oct	55.7	53.3	
Egypt Oct	48.7	48.9	
S. Africa Nov	51.7	48.6	

Source: Markit, TrendMacro calculations