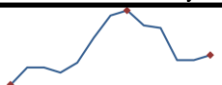
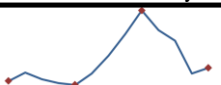
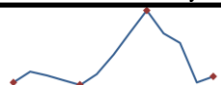


Data Insights: Global PMI

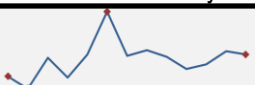

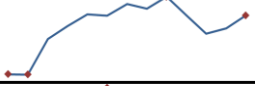
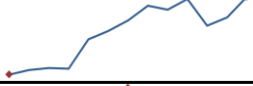
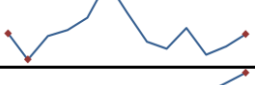
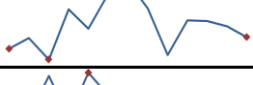
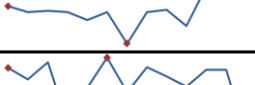

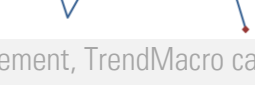

Wednesday, November 3, 2021

Worldwide aggregate data: at a glance *Indices not updated at time of publication are highlighted*

Manu	Oct	Prev	13-month history	Serv	Sep	Prev	13-month history	Comp	Sep	Prev	13-month history
Index	54.3	54.1		Index	53.4	52.8		Index	53.0	52.5	

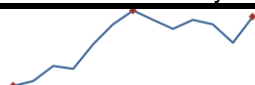
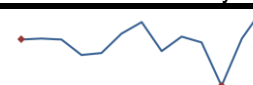
Source: JPMorgan, TrendMacro calculations

US data: at a glance

Manufacturing	Oct	Prev	13-month history	Services	Oct	Prev	13-month history
Index	60.8	61.1		Index	66.7	61.9	
Prices paid	85.7	81.2		Prices paid	82.9	77.5	
Employment	52.0	50.2		Employment	51.6	53.0	
Inventories	57.0	55.6		Inventories	42.2	46.1	
Orders	59.8	66.7		Orders	69.7	63.5	

Source: Institute of Supply Management, TrendMacro calculations

Japan data: at a glance




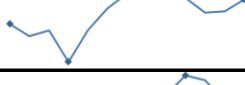


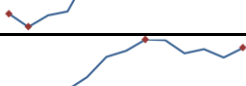

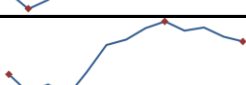

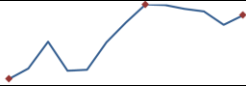
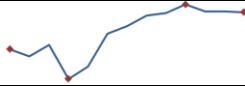
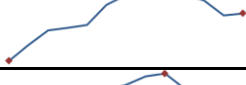


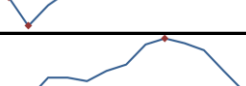

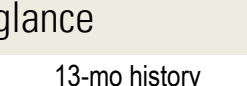
Manufacturing	Oct	Prev	13-month history	Services	Oct	Prev	13-month history
Index	53.2	51.5		Index	50.7	47.8	

Source: Markit/Nomura, TrendMacro calculations

For more information contact us:



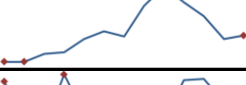

Donald Luskin: 312 273 6766 don@trendmacro.com
 Thomas Demas: 704 552 3625 tdemas@trendmacro.com

Europe data: at a glance

Manufacturing	Last	Prev	13-month history	Services	Last	Prev	13-month history
Eurozone Oct	58.3	58.6		Eurozone Oct	54.7	56.4	
UK Oct	57.8	57.1		UK Oct	59.1	55.4	
Germany Oct	57.8	58.4		Germany Oct	52.4	56.2	
France Oct	53.6	55.0		France Oct	56.6	56.2	
Italy Oct	61.1	59.7		Italy Sep	55.5	58.0	
Spain Oct	57.4	58.1		Spain Sep	56.9	60.1	
Ireland Oct	62.1	60.3		Ireland Oct	63.4	63.7	
Netherlands Oct	62.5	62.0					
Austria Oct	60.6	62.8					
Greece Oct	58.9	58.4					
Czech Rep Oct	55.1	58.0					

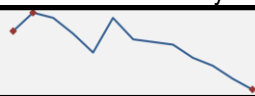

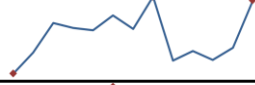




Source: Markit, Various TrendMacro calculations

Eastern Europe data: at a glance

Manufacturing	Last	Prev	13-mo history	Services	Last	Prev	13-mo history
Russia Oct	51.6	49.8		Russia Oct	48.8	50.5	
Poland Oct	53.8	51.2					
Turkey Oct	53.4	52.5					


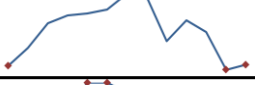
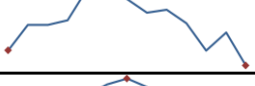

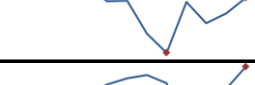
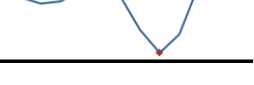

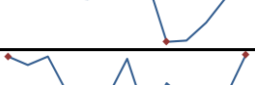
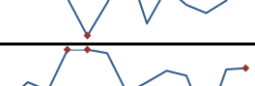
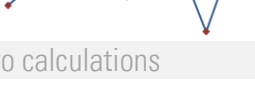
Source: Markit, TrendMacro calculations

China data: at a glance

Manufacturing	Oct	Prev	13-month history	Services	Oct	Prev	13-month history
China	49.2	49.6		China	52.4	53.2	
Prices paid	72.1	63.5					
Employment	48.8	49.0		Employment	47.5	47.8	
Orders	48.8	49.3		Orders	49.0	49.0	

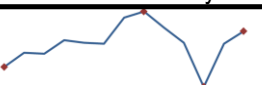
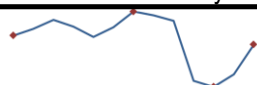
Source: China Federation of Logistics and Purchasing, TrendMacro calculations

Asia data: at a glance

Manufacturing	Last	Prev	13-mo history	Services	Last	Prev	13-mo history
Hong Kong Oct	50.8	51.7					
Taiwan Oct	55.2	54.7					
S. Korea Oct	50.2	52.4					
Vietnam Oct	52.1	40.2					
India Oct	55.9	53.7		India Oct	58.4	55.2	
Indonesia Oct	57.2	52.2					
Malaysia Oct	52.2	48.1					
Thailand Oct	50.9	48.9					
Phillipines Oct	51	50.9					

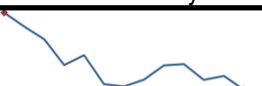
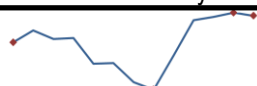
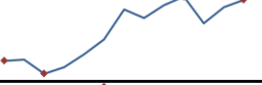
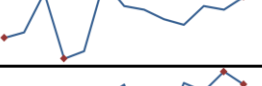

Source: Markit, Nikkei, TrendMacro calculations

Australia data: at a glance

Manufacturing	Oct	Prev	13-month history	Services	Oct	Prev	13-month history
Index	58.2	56.8		Index	51.8	45.5	

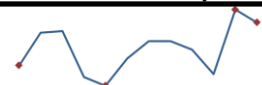
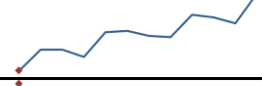
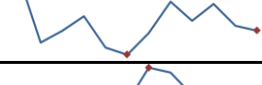

Source: Commonwealth Bank, TrendMacro calculations

Americas data: at a glance

Manufacturing	Last	Prev	13-mo history	Services	Last	Prev	13-mo history
Brazil Oct	51.7	54.4		Brazil Sep	54.6	55.1	
Mexico Oct	49.3	48.6					
Canada Oct	57.7	57.0					
Colombia Oct	54	55.5					

Source: Markit, TrendMacro calculations

Middle East/Africa data: at a glance

Manufacturing	Last	Prev	13-mo history
Saudi Arabia Oct	57.7	58.6	
UA Emirates Oct	55.7	53.3	
Egypt Oct	48.7	48.9	
S. Africa Sep	50.7	49.9	

Source: Markit, TrendMacro calculations