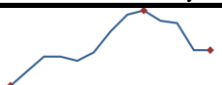
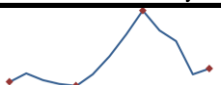
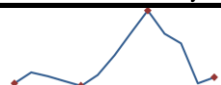


## Data Insights: Global PMI

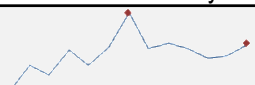

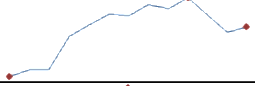
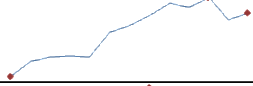
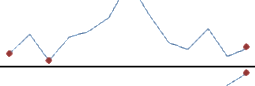
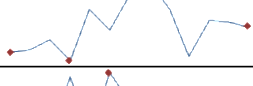
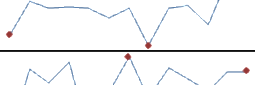
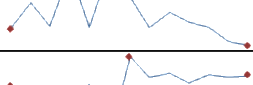


Tuesday, October 5, 2021

### Worldwide aggregate data: at a glance *Indices not updated at time of publication are highlighted*

<b>Manu</b>	Sep	Prev	13-month history	<b>Serv</b>	Sep	Prev	13-month history	<b>Comp</b>	Sep	Prev	13-month history
Index	54.1	54.1		Index	53.4	52.8		Index	53.0	52.5	

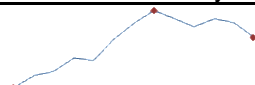
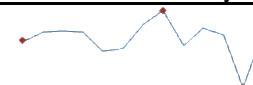
Source: JPMorgan, TrendMacro calculations

### US data: at a glance

<b>Manufacturing</b>	Sep	Prev	13-month history	<b>Services</b>	Sep	Prev	13-month history
Index	61.1	59.9		Index	61.9	61.7	
Prices paid	81.2	79.4		Prices paid	77.5	75.4	
Employment	50.2	49.0		Employment	53.0	53.7	
Inventories	55.6	54.2		Inventories	46.1	46.9	
Orders	66.7	66.7		Orders	63.5	63.2	

Source: Institute of Supply Management, TrendMacro calculations

### Japan data: at a glance

<b>Manufacturing</b>	Sep	Prev	13-month history	<b>Services</b>	Sep	Prev	13-month history
Index	51.5	52.7		Index	47.8	42.9	

Source: Markit/Nomura, TrendMacro calculations

#### For more information contact us:

Donald Luskin: 312 273 6766 [don@trendmacro.com](mailto:don@trendmacro.com)  
 Thomas Demas: 704 552 3625 [tdemas@trendmacro.com](mailto:tdemas@trendmacro.com)

## Europe data: at a glance

<b>Manufacturing</b>	Last	Prev	13-month history	<b>Services</b>	Last	Prev	13-month history
Eurozone Sep	58.6	61.4		Eurozone Sep	56.4	59.0	
UK Sep	57.1	60.3		UK Sep	55.4	55.0	
Germany Sep	58.4	62.6		Germany Sep	56.2	60.8	
France Sep	55.0	57.5		France Sep	56.2	56.3	
Italy Sep	59.7	60.9		Italy Sep	55.5	58.0	
Spain Sep	58.1	59.5		Spain Sep	56.9	60.1	
Ireland Sep	60.3	62.8		Ireland Sep	63.7	63.7	
Netherlands Sep	62.0	65.8					
Austria Sep	62.8	61.8					
Greece Sep	58.4	59.3					
Czech Rep Sep	58.0	61.0					

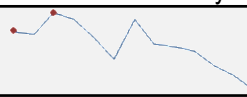

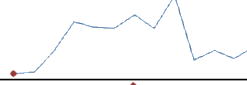
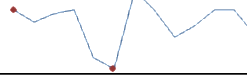
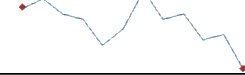
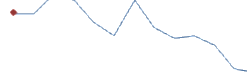

Source: Markit, Various TrendMacro calculations

## Eastern Europe data: at a glance

<b>Manufacturing</b>	Last	Prev	13-mo history	<b>Services</b>	Last	Prev	13-mo history
Russia Sep	49.8	46.5		Russia Sep	50.5	49.3	
Poland Sep	53.4	52.5					
Turkey Sep	56.0	54.1					

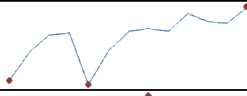

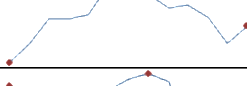

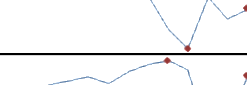
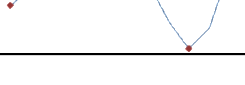
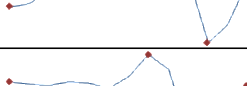
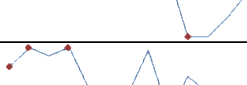
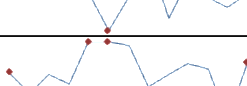

Source: Markit, TrendMacro calculations

## China data: at a glance

<b>Manufacturing</b>	Sep	Prev	13-month history	<b>Services</b>	Sep	Prev	13-month history
China	49.6	50.1		China	53.2	47.5	
Prices paid	63.5	61.3					
Employment	49.0	49.6		Employment	47.8	47.0	
Orders	49.3	49.6		Orders	49.0	42.2	

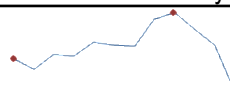
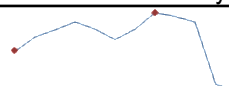
Source: China Federation of Logistics and Purchasing, TrendMacro calculations

## Asia data: at a glance

<b>Manufacturing</b>	Last	Prev	13-mo history	<b>Services</b>	Last	Prev	13-mo history
Hong Kong Aug	53.3	51.3					
Taiwan Sep	54.7	58.5					
S. Korea Sep	52.4	51.2					
Vietnam Sep	40.2	40.2					
India Sep	53.7	52.3		India Sep	55.2	56.7	
Indonesia Sep	52.2	43.7					
Malaysia Sep	48.1	43.4					
Thailand Sep	48.9	48.3					
Phillipines Sep	50.9	46.4					

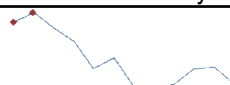

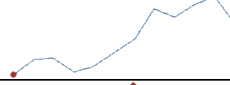
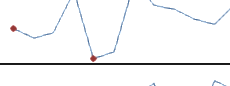

Source: Markit, Nikkei, TrendMacro calculations

## Australia data: at a glance

<b>Manufacturing</b>	Sep	Prev	13-month history	<b>Services</b>	Sep	Prev	13-month history
Index	56.8	52.0		Index	45.5	42.9	

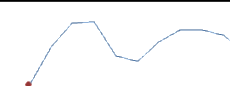

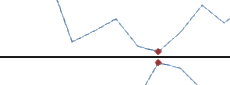

Source: Commonwealth Bank, TrendMacro calculations

## Americas data: at a glance

<b>Manufacturing</b>	Last	Prev	13-mo history	<b>Services</b>	Last	Prev	13-mo history
Brazil Sep	54.4	53.6		Brazil Sep	54.6	55.1	
Mexico Sep	48.6	47.1					
Canada Sep	57.0	57.2					
Colombia Sep	55.5	53.2					

Source: Markit, TrendMacro calculations

## Middle East/Africa data: at a glance

<b>Manufacturing</b>	Last	Prev	13-mo history
Saudi Arabia Sep	58.6	54.1	
UA Emirates Sep	53.3	53.8	
Egypt Sep	48.9	49.8	
S. Africa Sep	50.7	49.9	

Source: Markit, TrendMacro calculations