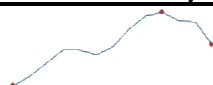
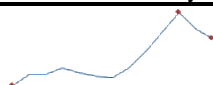
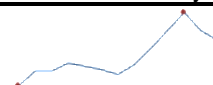


## Data Insights: Global PMI

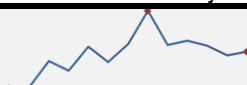

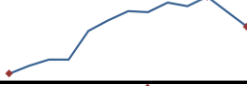
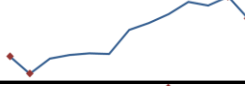


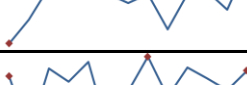
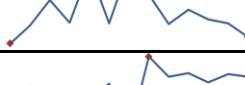


Friday, September 3, 2021

### Worldwide aggregate data: at a glance *Indices not updated at time of publication are highlighted*

<b>Manu</b>	Aug	Prev	13-month history	<b>Serv</b>	Jul	Prev	13-month history	<b>Comp</b>	Jul	Prev	13-month history
Index	54.1	55.4		Index	56.3	57.5		Index	55.7	56.6	

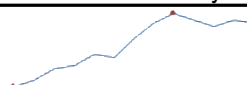
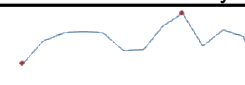
Source: JPMorgan, TrendMacro calculations

### US data: at a glance

<b>Manufacturing</b>	Aug	Prev	13-month history	<b>Services</b>	Aug	Prev	13-month history
Index	59.9	59.5		Index	61.7	64.1	
Prices paid	79.4	85.7		Prices paid	75.4	82.3	
Employment	49.0	52.9		Employment	53.7	53.8	
Inventories	54.2	48.9		Inventories	46.9	49.2	
Orders	66.7	64.9		Orders	63.2	63.7	

Source: Institute of Supply Management, TrendMacro calculations

### Japan data: at a glance



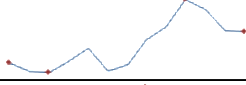
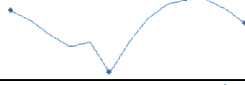

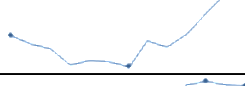

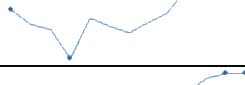

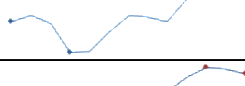
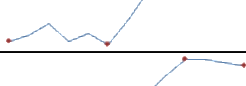

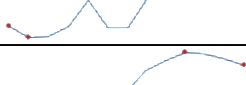





<b>Manufacturing</b>	Aug	Prev	13-month history	<b>Services</b>	Aug	Prev	13-month history
Index	52.7	53.0		Index	42.9	47.4	

Source: Markit/Nomura, TrendMacro calculations

#### For more information contact us:

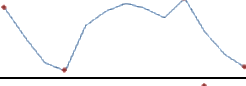

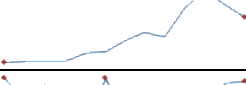

Donald Luskin: 312 273 6766 [don@trendmacro.com](mailto:don@trendmacro.com)  
 Thomas Demas: 704 552 3625 [tdemas@trendmacro.com](mailto:tdemas@trendmacro.com)

## Europe data: at a glance

<b>Manufacturing</b>	Last	Prev	13-month history	<b>Services</b>	Last	Prev	13-month history
Eurozone Aug	61.4	62.8		Eurozone Aug	59.0	59.8	
UK Aug	60.3	60.4		UK Aug	55.0	59.6	
Germany Aug	62.6	65.9		Germany Aug	60.8	61.8	
France Aug	57.5	58.0		France Aug	56.3	56.8	
Italy Aug	60.9	60.3		Italy Aug	58.0	58.0	
Spain Aug	59.5	59.0		Spain Aug	60.1	61.9	
Ireland Aug	62.8	63.3		Ireland Aug	63.7	66.6	
Netherlands Aug	65.8	67.4					
Austria Aug	61.8	63.9					
Greece Aug	59.3	57.4					
Czech Rep Aug	61.0	62.0					

Source: Markit, Various TrendMacro calculations

## Eastern Europe data: at a glance

<b>Manufacturing</b>	Last	Prev	13-mo history	<b>Services</b>	Last	Prev	13-mo history
Russia Aug	46.5	47.5		Russia Aug	49.3	53.5	
Poland Aug	56.0	54.1					
Turkey Aug	57.6	54.0					

Source: Markit, TrendMacro calculations

## China data: at a glance

<b>Manufacturing</b>	Aug	Prev	13-month history	<b>Services</b>	Aug	Prev	13-month history
China	50.1	50.4		China	47.5	53.3	
Prices paid	61.3	62.9					
Employment	49.6	49.6		Employment	47.0	48.2	
Orders	49.6	50.9		Orders	42.2	49.7	


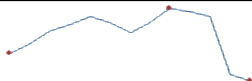
Source: China Federation of Logistics and Purchasing, TrendMacro calculations

## Asia data: at a glance

<b>Manufacturing</b>	Last	Prev	13-mo history	<b>Services</b>	Last	Prev	13-mo history
Hong Kong Aug	53.3	51.3					
Taiwan Aug	58.5	59.7					
S. Korea Aug	51.2	53.0					
Vietnam Aug	40.2	45.1					
India Aug	52.3	55.3		India Aug	56.7	45.4	
Indonesia Aug	43.7	40.1					
Malaysia Aug	43.4	40.1					
Thailand Aug	48.3	48.7					
Phillipines Aug	46.4	50.4					

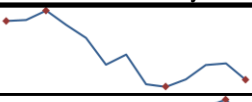
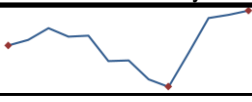
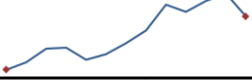


Source: Markit, Nikkei, TrendMacro calculations

## Australia data: at a glance

<b>Manufacturing</b>	Aug	Prev	13-month history	<b>Services</b>	Aug	Prev	13-month history
Index	52.0	56.9		Index	42.9	44.2	

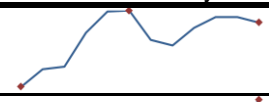



Source: Commonwealth Bank, TrendMacro calculations

## Americas data: at a glance

<b>Manufacturing</b>	Last	Prev	13-mo history	<b>Services</b>	Last	Prev	13-mo history
Brazil Aug	53.6	56.7		Brazil Aug	55.1	54.4	
Mexico Aug	47.1	49.6					
Canada Aug	57.2	56.2					
Colombia Aug	53.2	54.2					

Source: Markit, TrendMacro calculations

## Middle East/Africa data: at a glance

<b>Manufacturing</b>	Last	Prev	13-mo history
Saudi Arabia Jul	55.8	56.4	
UA Emirates Jul	54.0	52.2	
Egypt Jul	49.1	49.9	
S. Africa Aug	49.9	46.1	

Source: Markit, TrendMacro calculations