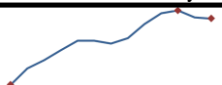
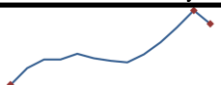
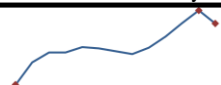


Data Insights: Global PMI

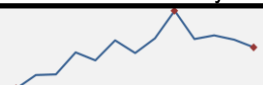

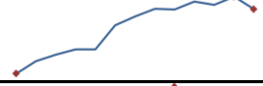
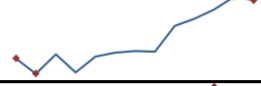


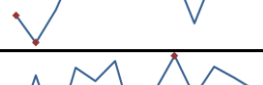



Wednesday, August 4, 2021

Worldwide aggregate data: at a glance *Indices not updated at time of publication are highlighted*

Manu	Jul	Prev	13-month history	Serv	Jun	Prev	13-month history	Comp	Jun	Prev	13-month history
Index	55.4	55.5		Index	57.5	59.6		Index	56.6	58.5	

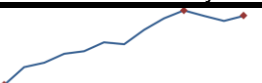
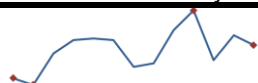
Source: JPMorgan, TrendMacro calculations

US data: at a glance

Manufacturing	Jul	Prev	13-month history	Services	Jul	Prev	13-month history
Index	59.5	60.6		Index	64.1	60.1	
Prices paid	85.7	92.1		Prices paid	79.5	80.6	
Employment	52.9	49.9		Employment	49.3	55.3	
Inventories	48.9	51.1		Inventories	49.9	51.5	
Orders	64.9	66.0		Orders	62.1	63.9	

Source: Institute of Supply Management, TrendMacro calculations

Japan data: at a glance

Manufacturing	Jul	Prev	13-month history	Services	Jul	Prev	13-month history
Index	53.0	52.4		Index	47.4	48.0	

Source: Markit/Nomura, TrendMacro calculations

For more information contact us:

Donald Luskin: 312 273 6766 don@trendmacro.com
 Thomas Demas: 704 552 3625 tdemas@trendmacro.com

Europe data: at a glance

Manufacturing	Last	Prev	13-month history	Services	Last	Prev	13-month history
Eurozone Jul	62.8	63.4		Eurozone Jul	59.8	58.3	
UK Jul	60.4	63.9		UK Jul	59.6	62.4	
Germany Jul	65.9	65.1		Germany Jul	61.8	57.5	
France Jul	58.0	59.0		France Jul	56.8	57.8	
Italy Jul	60.3	62.2		Italy Jul	58.0	56.7	
Spain Jul	59.0	60.4		Spain Jul	61.9	62.5	
Ireland Jul	63.3	64.0		Ireland Jun	63.1	62.1	
Netherlands Jul	67.4	68.8					
Austria Jul	63.9	67.0					
Greece Jul	57.4	58.6					
Czech Rep Jul	62.0	62.7					

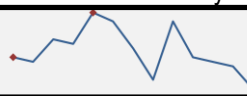
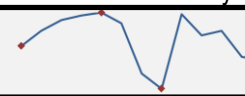
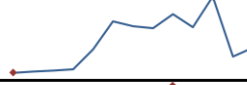
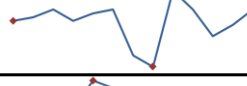
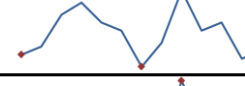

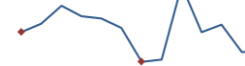
Source: Markit, Various TrendMacro calculations

Eastern Europe data: at a glance

Manufacturing	Last	Prev	13-mo history	Services	Last	Prev	13-mo history
Russia Jul	47.5	49.2		Russia Jul	53.5	56.5	
Poland Jul	57.6	54.0					
Turkey Jul	59.4	51.3					

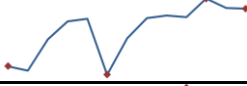
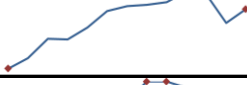


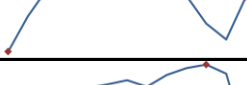
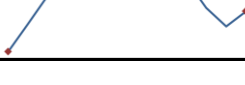

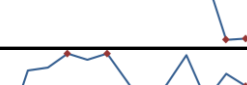
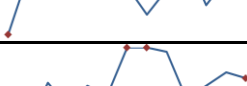
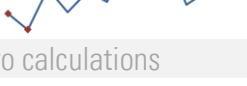
Source: Markit, TrendMacro calculations

China data: at a glance

Manufacturing				Services			
	Jul	Prev	13-month history		Jul	Prev	13-month history
China	50.4	50.9		China	53.3	53.5	
Prices paid	62.9	61.2					
Employment	49.6	49.2		Employment	48.2	48.0	
Orders	50.9	51.5		Orders	49.7	49.6	

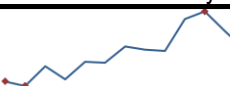
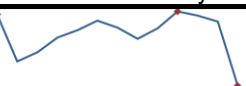
Source: China Federation of Logistics and Purchasing, TrendMacro calculations

Asia data: at a glance

Manufacturing				Services			
	Last	Prev	13-mo history		Last	Prev	13-mo history
Hong Kong Jul	51.3	51.4					
Taiwan Jul	59.7	57.6					
S. Korea Jul	53.0	53.9					
Vietnam Jul	45.1	44.1					
India Jul	55.3	48.1		India Jul	45.4	41.2	
Indonesia Jul	40.1	53.5					
Malaysia Jul	40.1	39.9					
Thailand Jul	48.7	49.5					
Phillipines Jul	50.4	50.8					


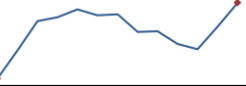



Source: Markit, Nikkei, TrendMacro calculations

Australia data: at a glance

Manufacturing	Jul	Prev	13-month history	Services	Jul	Prev	13-month history
Index	56.9	58.6		Index	44.2	56.8	

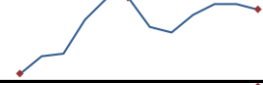



Source: Commonwealth Bank, TrendMacro calculations

Americas data: at a glance

Manufacturing	Last	Prev	13-mo history	Services	Last	Prev	13-mo history
Brazil Jul	56.7	56.4		Brazil Jun	53.9	48.3	
Mexico Jul	49.6	48.8					
Canada Jul	56.2	56.5					
Colombia Jul	54.2	48.3					

Source: Markit, TrendMacro calculations

Middle East/Africa data: at a glance

Manufacturing	Last	Prev	13-mo history
Saudi Arabia Jul	55.8	56.4	
UA Emirates Jul	54.0	52.2	
Egypt Jul	49.1	49.9	
S. Africa Jul	46.1	51.0	

Source: Markit, TrendMacro calculations