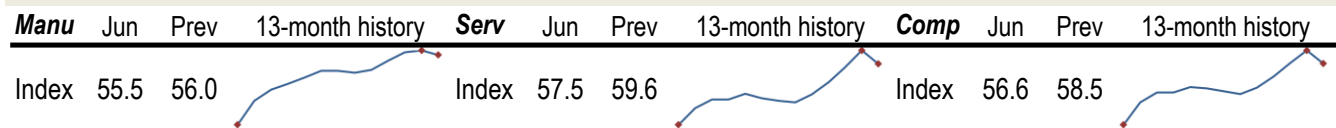


Data Insights: Global PMI

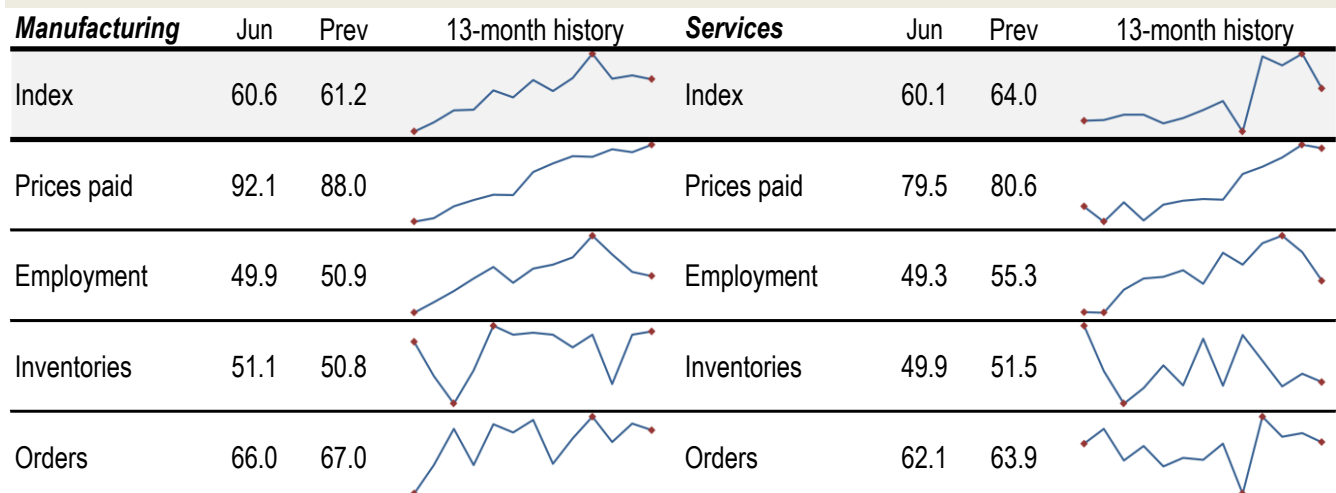
Tuesday, July 6, 2021

Worldwide aggregate data: at a glance




Source: JPMorgan, TrendMacro calculations

US data: at a glance



Source: Institute of Supply Management, TrendMacro calculations

Japan data: at a glance



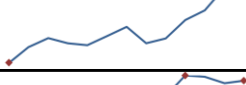


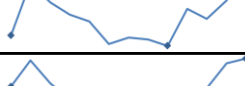
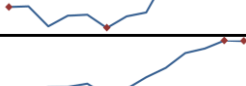



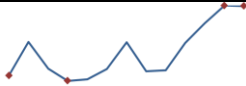

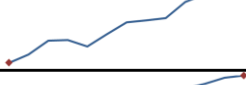

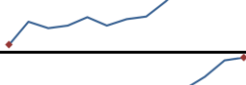
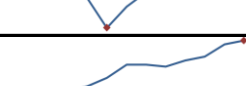

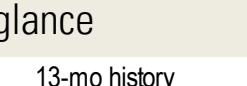


Source: Markit/Nomura, TrendMacro calculations

For more information contact us:

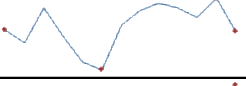
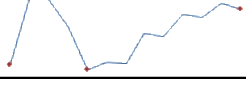
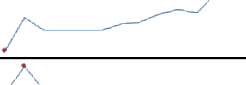
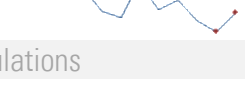
Donald Luskin: 312 273 6766 don@trendmacro.com
 Thomas Demas: 704 552 3625 tdemas@trendmacro.com

Europe data: at a glance

Manufacturing	Last	Prev	13-month history	Services	Last	Prev	13-month history
Eurozone Jun	63.4	63.1		Eurozone Jun	58.3	55.2	
UK Jun	63.9	65.6		UK Jun	62.4	62.9	
Germany Jun	65.1	64.4		Germany Jun	57.5	52.8	
France Jun	59.0	59.4		France Jun	57.8	56.6	
Italy Jun	62.2	62.3		Italy Jun	56.7	53.1	
Spain Jun	60.4	59.4		Spain Jun	62.5	59.4	
Ireland Jun	64.0	64.1		Ireland Jun	63.1	62.1	
Netherlands Jun	68.8	69.4					
Austria Jun	67.0	66.4					
Greece Jun	58.6	58.0					
Czech Rep Jun	62.7	61.8					

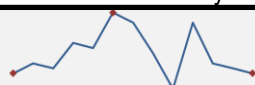
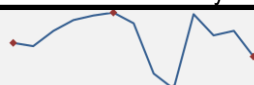
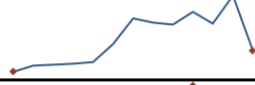
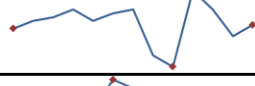
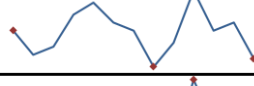

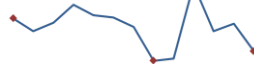
Source: Markit, Various TrendMacro calculations

Eastern Europe data: at a glance

Manufacturing	Last	Prev	13-mo history	Services	Last	Prev	13-mo history
Russia Jun	49.2	51.9		Russia Jun	56.5	57.5	
Poland Jun	59.4	51.3					
Turkey Jun	57.2	49.3					

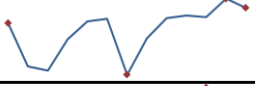
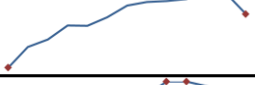
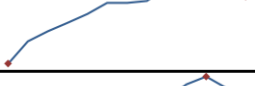
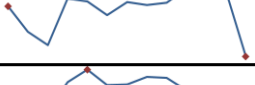



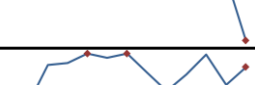

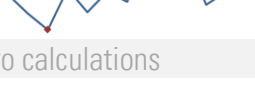
Source: Markit, TrendMacro calculations

China data: at a glance

Manufacturing				Services			
	Jun	Prev	13-month history		Jun	Prev	13-month history
China	50.9	51.0		China	53.5	55.2	
Prices paid	61.2	72.8					
Employment	49.2	48.9		Employment	48.0	48.9	
Orders	51.5	51.3		Orders	49.6	52.2	

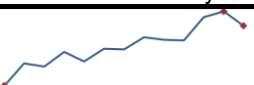
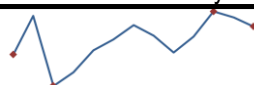
Source: China Federation of Logistics and Purchasing, TrendMacro calculations

Asia data: at a glance

Manufacturing				Services			
	Last	Prev	13-mo history		Last	Prev	13-mo history
Hong Kong Jun	51.4	52.5					
Taiwan Jun	57.6	62.0					
S. Korea Jun	53.9	53.7					
Vietnam Jun	44.1	53.1					
India Jun	48.1	50.8		India Jun	41.2	46.4	
Indonesia Jun	53.5	55.3					
Malaysia Jun	39.9	51.3					
Thailand Jun	49.5	47.8					
Phillipines Jun	50.8	49.9					

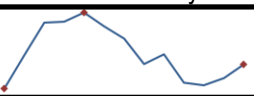
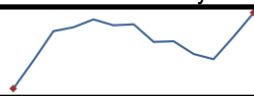
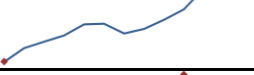


Source: Markit, Nikkei, TrendMacro calculations

Australia data: at a glance

Manufacturing				Services			
	Jun	Prev	13-month history		Jun	Prev	13-month history
Index	58.6	60.4		Index	56.8	58.0	

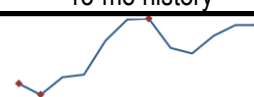
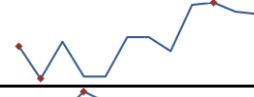


Source: Commonwealth Bank, TrendMacro calculations

Americas data: at a glance

Manufacturing				Services			
	Last	Prev	13-mo history		Last	Prev	13-mo history
Brazil Jun	56.4	53.7		Brazil Jun	53.9	48.3	
Mexico Jun	48.8	47.6					
Canada Jun	56.5	57.0					
Colombia Jun	48.3	46.7					

Source: Markit, TrendMacro calculations

Middle East/Africa data: at a glance

Manufacturing			
	Last	Prev	13-mo history
Saudi Arabia Jun	56.4	56.4	
UA Emirates Jun	52.2	52.3	
Egypt Jun	49.9	48.6	
S. Africa Jun	51.0	53.2	

Source: Markit, TrendMacro calculations