


## Data Insights: Global PMI

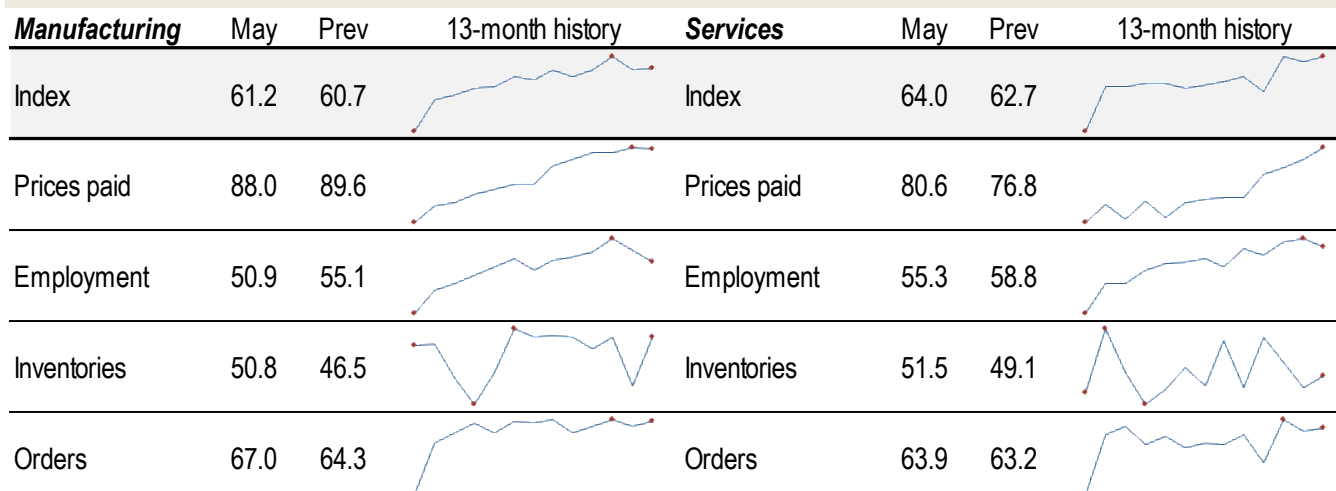
Thursday, June 3, 2021

### Worldwide aggregate data: at a glance



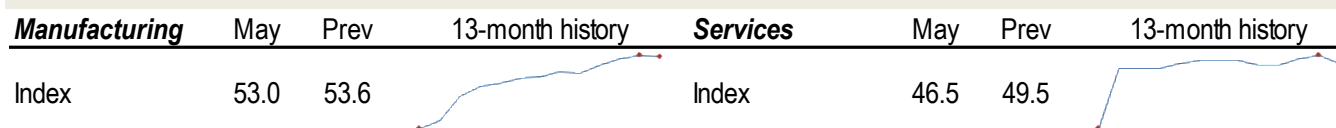
Source: JPMorgan, TrendMacro calculations

### US data: at a glance



Source: Institute of Supply Management, TrendMacro calculations

### Japan data: at a glance



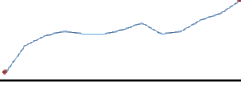
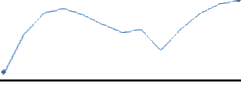
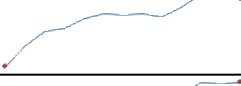
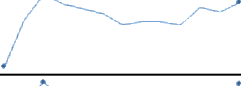
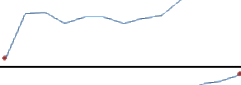
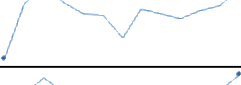
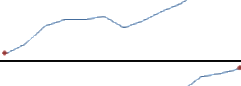


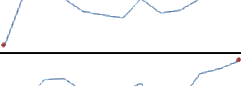


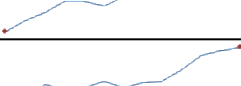





Source: Markit/Nomura, TrendMacro calculations

#### For more information contact us:

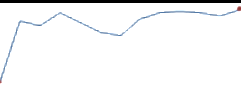
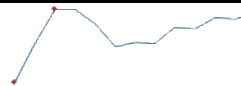
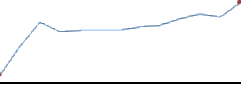

Donald Luskin: 312 273 6766 [don@trendmacro.com](mailto:don@trendmacro.com)  
 Thomas Demas: 704 552 3625 [tdemas@trendmacro.com](mailto:tdemas@trendmacro.com)

## Europe data: at a glance

<b>Manufacturing</b>	Last	Prev	13-month history	<b>Services</b>	Last	Prev	13-month history
Eurozone May	63.1	62.9		Eurozone May	55.2	50.5	
UK May	65.6	60.9		UK May	62.9	61.0	
Germany May	64.4	66.2		Germany May	52.8	49.9	
France May	59.4	58.9		France May	56.6	50.3	
Italy May	62.3	60.7		Italy May	53.1	47.3	
Spain May	59.4	57.7		Spain May	59.4	54.6	
Ireland May	64.1	60.8		Ireland May	62.1	57.7	
Netherlands May	69.4	67.2					
Austria May	66.4	64.7					
Greece May	58.0	54.4					
Czech Rep May	61.8	58.9					

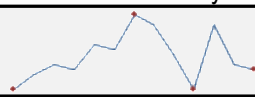
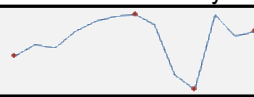





Source: Markit, Various TrendMacro calculations

## Eastern Europe data: at a glance

<b>Manufacturing</b>	Last	Prev	13-mo history	<b>Services</b>	Last	Prev	13-mo history
Russia May	51.9	50.4		Russia May	57.5	55.2	
Poland May	57.2	49.3					
Turkey May	53.7	50.4					

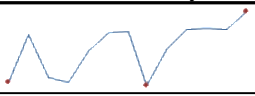
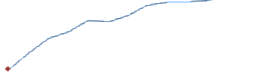
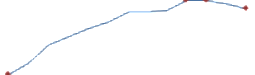

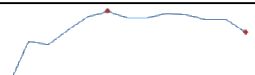
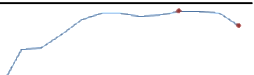
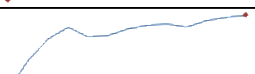
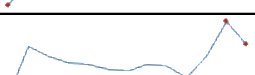
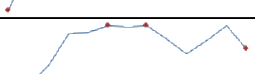
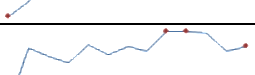
Source: Markit, TrendMacro calculations

## China data: at a glance

<b>Manufacturing</b>	May	Prev	13-month history	<b>Services</b>	May	Prev	13-month history
China	51.0	51.1		China	55.2	54.9	
Prices paid	72.8	66.9					
Employment	48.9	49.6		Employment	48.9	48.7	
Orders	51.3	52.0		Orders	52.2	51.5	

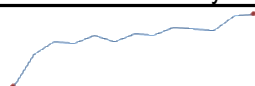
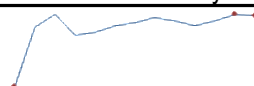
Source: China Federation of Logistics and Purchasing, TrendMacro calculations

## Asia data: at a glance

<b>Manufacturing</b>	Last	Prev	13-mo history	<b>Services</b>	Last	Prev	13-mo history
Hong Kong May	52.5	50.3					
Taiwan May	62.0	62.4					
S. Korea May	53.7	54.6					
Vietnam May	53.1	54.7					
India May	50.8	55.5		India May	46.4	54	
Indonesia May	55.3	54.6					
Malaysia May	51.3	53.9					
Thailand May	47.8	50.7					
Phillipines May	49.9	49					

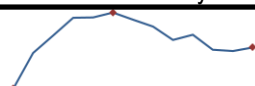
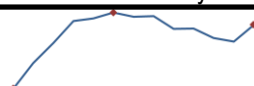
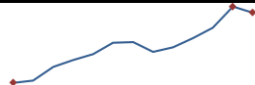
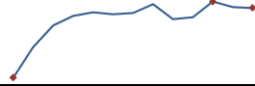

Source: Markit, Nikkei, TrendMacro calculations

## Australia data: at a glance

<b>Manufacturing</b>	May	Prev	13-month history	<b>Services</b>	May	Prev	13-month history
Index	60.4	59.7		Index	58.0	58.8	

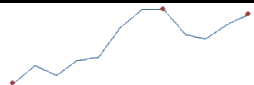

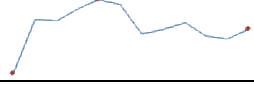

Source: Commonwealth Bank, TrendMacro calculations

## Americas data: at a glance

<b>Manufacturing</b>	Last	Prev	13-mo history	<b>Services</b>	Last	Prev	13-mo history
Brazil May	53.7	52.3		Brazil May	48.3	42.9	
Mexico May	47.6	48.4					
Canada May	57.0	57.2					
Colombia May	46.7	54					

Source: Markit, TrendMacro calculations

## Middle East/Africa data: at a glance

<b>Manufacturing</b>	Last	Prev	13-mo history
Saudi Arabia May	56.4	55.2	
UA Emirates May	52.3	52.7	
Egypt May	48.6	47.7	
S. Africa May	53.2	53.7	

Source: Markit, TrendMacro calculations