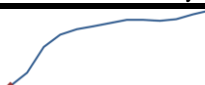
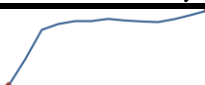
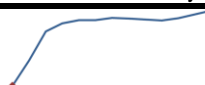


Data Insights: Global PMI

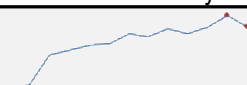

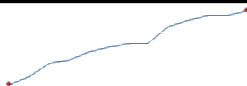
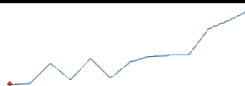


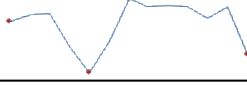
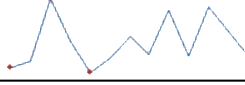


Wednesday, May 5, 2021

Worldwide aggregate data: at a glance

Manu	Apr	Prev	13-month history	Serv	Apr	Prev	13-month history	Comp	Apr	Prev	13-month history
Index	55.8	55.0		Index	56.6	54.7		Index	56.3	54.8	

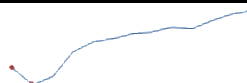
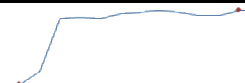
Source: JPMorgan, TrendMacro calculations

US data: at a glance

Manufacturing	Apr	Prev	13-month history	Services	Apr	Prev	13-month history
Index	60.7	64.7		Index	62.7	63.7	
Prices paid	89.6	85.6		Prices paid	76.8	74.0	
Employment	55.1	59.6		Employment	58.8	57.2	
Inventories	46.5	50.8		Inventories	49.1	54.0	
Orders	64.3	68.0		Orders	63.2	67.2	

Source: Institute of Supply Management, TrendMacro calculations

Japan data: at a glance



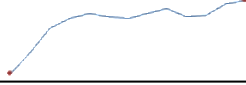
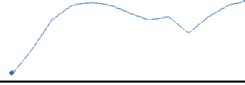
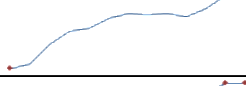
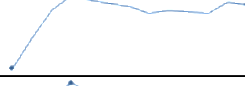
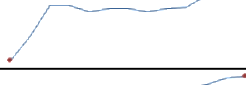




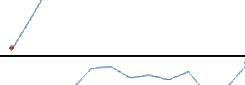


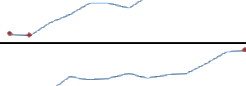
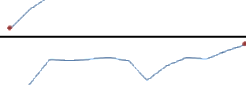


Manufacturing	Apr	Prev	13-month history	Services	Apr	Prev	13-month history
Index	53.6	52.7		Index	48.3	48.3	

Source: Markit/Nomura, TrendMacro calculations

For more information contact us:





Donald Luskin: 312 273 6766 don@trendmacro.com
 Thomas Demas: 704 552 3625 tdemas@trendmacro.com

Europe data: at a glance

Manufacturing	Last	Prev	13-month history	Services	Last	Prev	13-month history
Eurozone Apr	63.3	62.5		Eurozone Apr	50.5	49.6	
UK Apr	60.7	58.9		UK Apr	60.1	56.3	
Germany Apr	66.4	66.6		Germany Apr	49.9	51.5	
France Apr	59.2	59.3		France Apr	50.3	48.2	
Italy Apr	60.7	59.8		Italy Apr	47.3	48.6	
Spain Apr	57.7	56.9		Spain Apr	54.6	48.1	
Ireland Apr	60.8	57.1		Ireland Mar	54.6	41.2	
Netherlands Apr	67.2	64.7					
Austria Apr	64.7	63.4					
Greece Apr	54.4	51.8					
Czech Rep Apr	58.9	58.0					

Source: Markit, Various TrendMacro calculations

Eastern Europe data: at a glance

Manufacturing	Last	Prev	13-mo history	Services	Last	Prev	13-mo history
Russia Apr	50.4	51.1		Russia Mar	55.8	52.2	
Poland Apr	53.7	50.4					
Turkey Apr	54.3	52.6					

Source: Markit, TrendMacro calculations

China data: at a glance

Manufacturing	Apr	Prev	13-month history	Services	Apr	Prev	13-month history
China	51.1	51.9		China	54.9	56.3	
Prices paid	66.9	69.4					
Employment	49.6	50.1		Employment	48.7	49.7	
Orders	52.0	53.6		Orders	51.5	55.9	

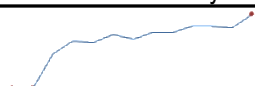
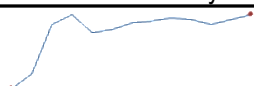
Source: China Federation of Logistics and Purchasing, TrendMacro calculations

Asia data: at a glance

Manufacturing	Last	Prev	13-mo history	Services	Last	Prev	13-mo history
Hong Kong Apr	50.3	50.5					
Taiwan Apr	62.4	60.8					
S. Korea Apr	54.6	55.3					
Vietnam Apr	54.7	53.6					
India Apr	55.5	55.4		India Apr	54	54.6	
Indonesia Apr	54.6	53.2					
Malaysia Apr	53.9	49.9					
Thailand Apr	50.7	48.8					
Phillipines Apr	49	52.2					

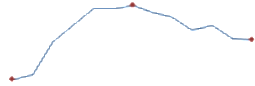




Source: Markit, Nikkei, TrendMacro calculations

Australia data: at a glance

Manufacturing	Apr	Prev	13-month history	Services	Apr	Prev	13-month history
Index	59.6	56.8		Index	58.8	55.5	


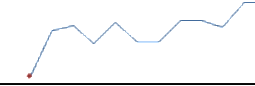

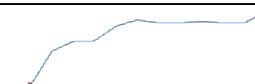
Source: Commonwealth Bank, TrendMacro calculations

Americas data: at a glance

Manufacturing	Last	Prev	13-mo history	Services	Last	Prev	13-mo history
Brazil Apr	52.3	52.8		Brazil Apr	42.9	44.1	
Mexico Apr	48.4	45.6					
Canada Apr	57.2	58.5					
Colombia Apr	54	52.4					

Source: Markit, TrendMacro calculations

Middle East/Africa data: at a glance

Manufacturing	Last	Prev	13-mo history
Saudi Arabia Apr	55.2	53.3	
UA Emirates Apr	52.7	52.6	
Egypt Mar	48.0	49.3	
S. Africa Apr	53.7	50.3	

Source: Markit, TrendMacro calculations