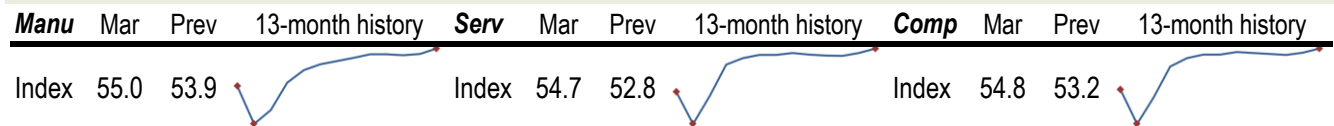


Data Insights: Global PMI

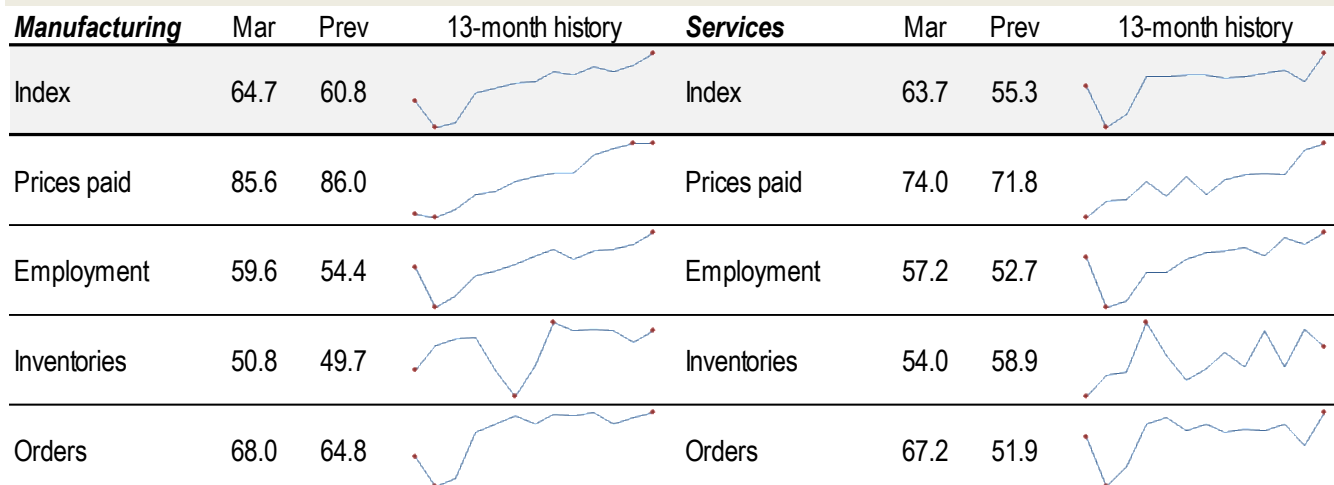
Monday, April 5, 2021

Worldwide aggregate data: at a glance




Source: JPMorgan, TrendMacro calculations

US data: at a glance



Source: Institute of Supply Management, TrendMacro calculations

Japan data: at a glance



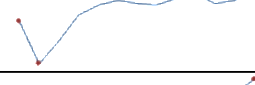


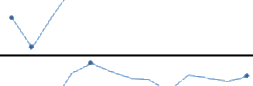

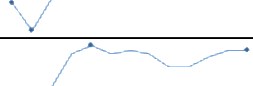
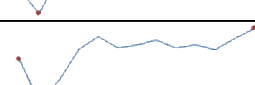
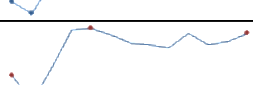
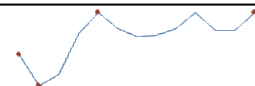
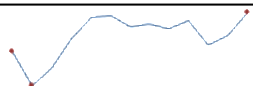
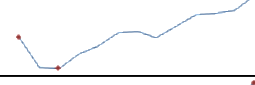

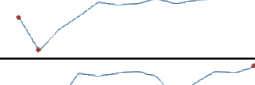


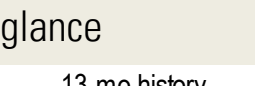


Source: Markit/Nomura, TrendMacro calculations

For more information contact us:


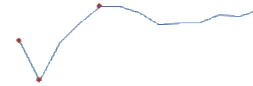


Donald Luskin: 312 273 6766 don@trendmacro.com
 Thomas Demas: 704 552 3625 tdemas@trendmacro.com

Europe data: at a glance

Manufacturing	Last	Prev	13-month history	Services	Last	Prev	13-month history
Eurozone Mar	62.5	57.9		Eurozone Mar	49.6	45.7	
UK Mar	58.9	55.1		UK Mar	56.3	49.5	
Germany Mar	66.6	60.7		Germany Mar	51.5	45.7	
France Mar	59.3	56.1		France Mar	48.2	45.6	
Italy Mar	59.8	56.9		Italy Mar	48.6	48.8	
Spain Mar	56.9	52.9		Spain Mar	48.1	43.1	
Ireland Mar	57.1	52.0		Ireland Mar	54.6	41.2	
Netherlands Mar	64.7	59.6					
Austria Mar	63.4	58.3					
Greece Mar	51.8	49.4					
Czech Rep Mar	58.0	56.5					


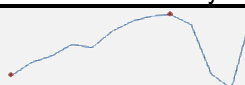
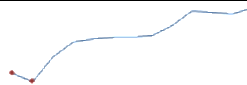
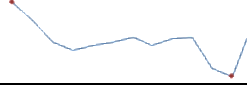
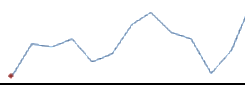


Source: Markit, Various TrendMacro calculations

Eastern Europe data: at a glance

Manufacturing	Last	Prev	13-mo history	Services	Last	Prev	13-mo history
Russia Mar	51.1	51.5		Russia Mar	55.8	52.2	
Poland Mar	54.3	52.6					
Turkey Mar	53.4	51.7					

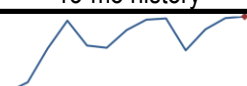
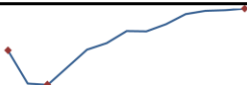

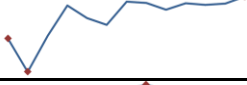



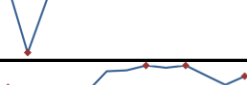
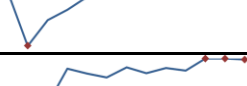

Source: Markit, TrendMacro calculations

China data: at a glance

Manufacturing	Mar	Prev	13-month history	Services	Mar	Prev	13-month history
China	51.9	50.6		China	56.3	51.4	
Prices paid	69.4	66.7					
Employment	50.1	48.1		Employment	49.7	48.4	
Orders	53.6	51.5		Orders	55.9	48.9	

Source: China Federation of Logistics and Purchasing, TrendMacro calculations

Asia data: at a glance

Manufacturing	Last	Prev	13-mo history	Services	Last	Prev	13-mo history
Hong Kong Mar	50.5	50.2					
Taiwan Mar	60.8	60.4					
S. Korea Mar	55.3	55.3					
Vietnam Mar	53.6	51.6					
India Mar	55.4	57.5		India Mar	54.6	55.3	
Indonesia Mar	53.2	50.9					
Malaysia Mar	49.9	47.7					
Thailand Mar	48.8	47.2					
Phillipines Mar	52.2	52.5					

Source: Markit, Nikkei, TrendMacro calculations

Australia data: at a glance

Manufacturing	Mar	Prev	13-month history	Services	Mar	Prev	13-month history
Index	56.8	56.9		Index	56.2	53.4	

Source: Commonwealth Bank, TrendMacro calculations

Americas data: at a glance

Manufacturing	Last	Prev	13-mo history	Services	Last	Prev	13-mo history
Brazil Mar	52.8	58.4		Brazil Mar	44.1	47.1	
Mexico Mar	45.6	44.2					
Canada Mar	58.5	54.8					
Colombia Mar	52.4	50.2					

Source: Markit, TrendMacro calculations

Middle East/Africa data: at a glance

Manufacturing	Last	Prev	13-mo history
Saudi Arabia Mar	53.3	53.9	
UA Emirates Mar	52.6	50.6	
Egypt Mar	48.0	49.3	
S. Africa Mar	50.3	50.2	

Source: Markit, TrendMacro calculations