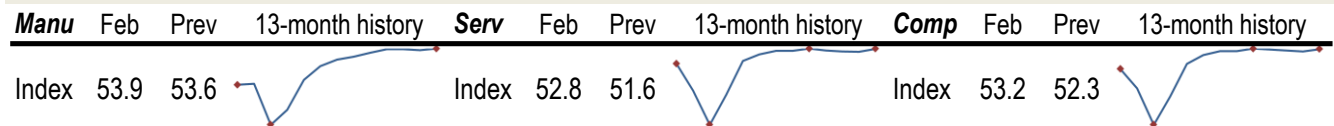


Data Insights: Global PMI

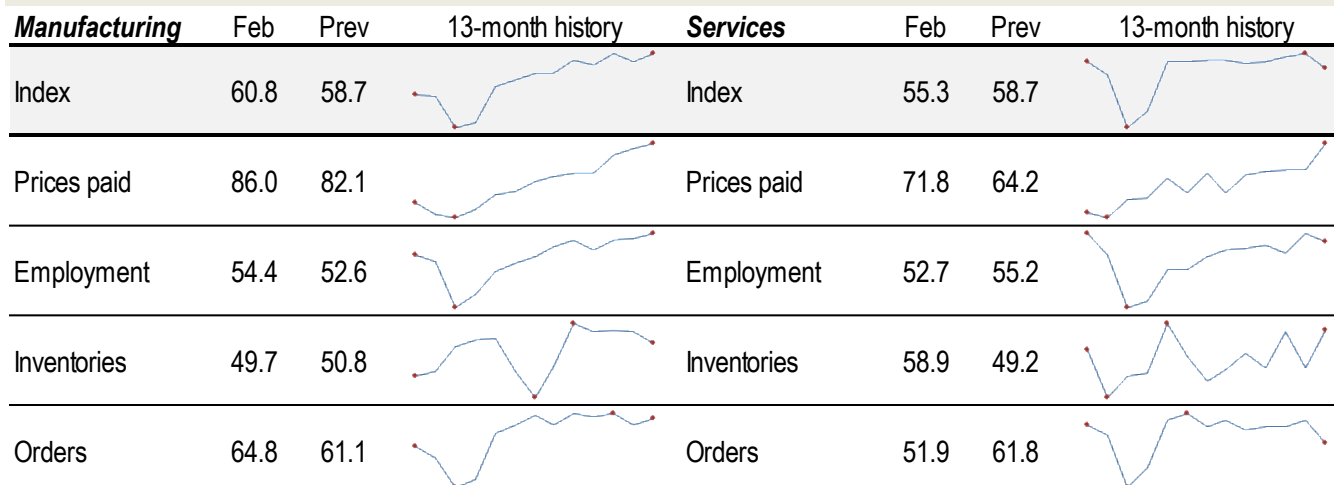
Wednesday, March 3, 2021

Worldwide aggregate data: at a glance




Source: JPMorgan, TrendMacro calculations

US data: at a glance



Source: Institute of Supply Management, TrendMacro calculations

Japan data: at a glance






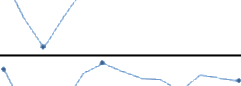
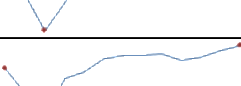
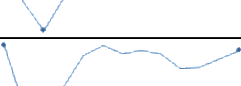
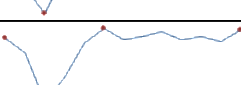
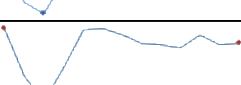
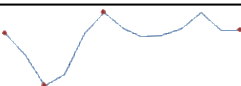
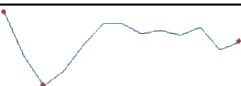
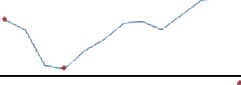




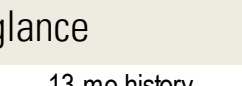


Source: Markit/Nomura, TrendMacro calculations

For more information contact us:


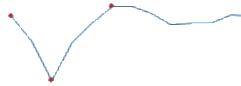


Donald Luskin: 312 273 6766 don@trendmacro.com
 Thomas Demas: 704 552 3625 tdemas@trendmacro.com

Europe data: at a glance

Manufacturing	Last	Prev	13-month history	Services	Last	Prev	13-month history
Eurozone Feb	57.9	54.8		Eurozone Feb	45.7	45.4	
UK Feb	55.1	54.1		UK Feb	49.5	39.5	
Germany Feb	60.7	57.1		Germany Feb	45.7	46.7	
France Feb	56.1	51.6		France Feb	45.6	47.3	
Italy Feb	56.9	55.1		Italy Feb	48.8	44.7	
Spain Feb	52.9	49.3		Spain Feb	43.1	41.7	
Ireland Feb	52.0	51.8		Ireland Feb	41.2	36.2	
Netherlands Feb	59.6	58.8					
Austria Feb	58.3	54.2					
Greece Feb	49.4	50.0					
Czech Rep Feb	56.5	57.0					

Source: Markit, Various TrendMacro calculations

Eastern Europe data: at a glance

Manufacturing	Last	Prev	13-mo history	Services	Last	Prev	13-mo history
Russia Feb	51.5	50.9		Russia Feb	52.2	52.7	
Poland Feb	53.4	51.7					
Turkey Feb	51.9	54.4					

Source: Markit, TrendMacro calculations

China data: at a glance

Manufacturing	Feb	Prev	13-month history	Services	Feb	Prev	13-month history
China	50.6	51.3		China	51.4	52.4	
Prices paid	66.7	67.1					
Employment	48.1	48.4		Employment	48.4	47.8	
Orders	51.5	52.3		Orders	48.9	48.7	

Source: China Federation of Logistics and Purchasing, TrendMacro calculations

Asia data: at a glance

Manufacturing	Last	Prev	13-mo history	Services	Last	Prev	13-mo history
Hong Kong Feb	50.2	47.8					
Taiwan Feb	60.4	60.2					
S. Korea Feb	55.3	53.2					
Vietnam Feb	51.6	51.3					
India Feb	57.5	57.7		India Feb	55.3	52.8	
Indonesia Feb	50.9	52.2					
Malaysia Feb	47.7	48.9					




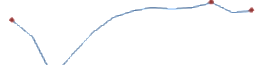
Source: Markit, Nikkei, TrendMacro calculations

Australia data: at a glance

Manufacturing	Feb	Prev	13-month history	Services	Feb	Prev	13-month history
Index	56.9	57.2		Index	53.4	55.6	

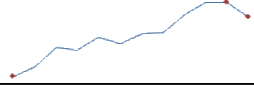



Source: Commonwealth Bank, TrendMacro calculations

Americas data: at a glance

Manufacturing	Last	Prev	13-mo history	Services	Last	Prev	13-mo history
Brazil Feb	58.4	56.5		Brazil Feb	47.1	47.0	
Mexico Feb	44.2	43.0					
Canada Feb	54.8	54.4					

Source: Markit, TrendMacro calculations

Middle East/Africa data: at a glance

Manufacturing	Last	Prev	13-mo history
Saudi Arabia Feb	53.9	57.1	
UA Emirates Feb	50.6	51.2	
Egypt Feb	49.3	48.7	
S. Africa Feb	50.2	50.8	

Source: Markit, TrendMacro calculations