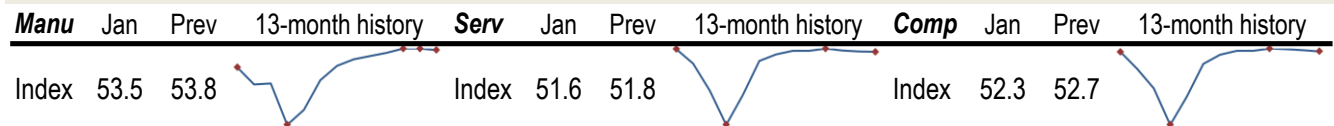


Data Insights: Global PMI

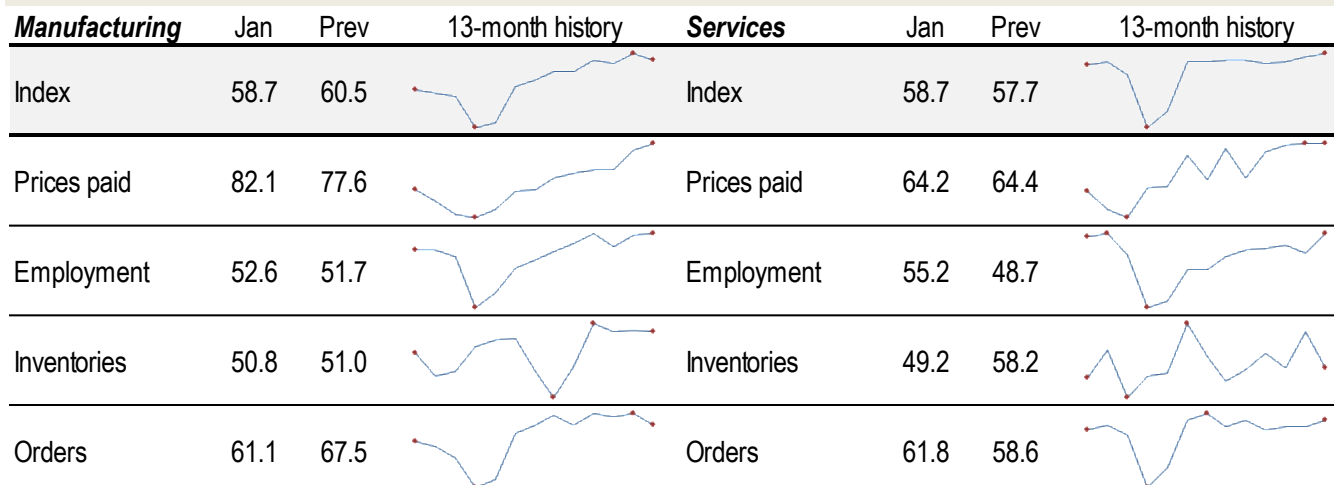
Wednesday, February 3, 2021

Worldwide aggregate data: at a glance



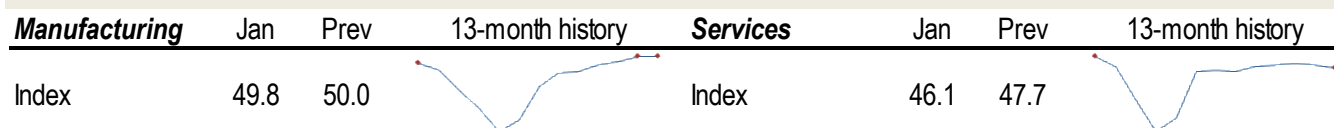
Source: JPMorgan, TrendMacro calculations

US data: at a glance



Source: Institute of Supply Management, TrendMacro calculations

Japan data: at a glance

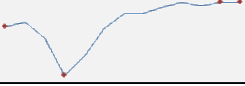

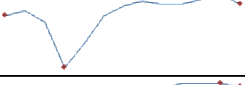
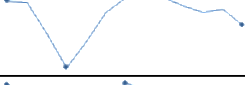
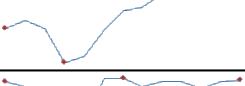
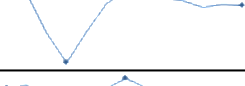

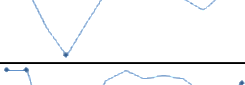


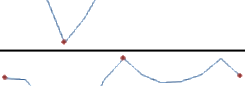









Source: Markit/Nomura, TrendMacro calculations

For more information contact us:


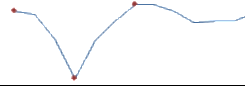
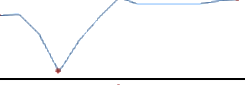

Donald Luskin: 312 273 6766 don@trendmacro.com
 Thomas Demas: 704 552 3625 tdemas@trendmacro.com

Europe data: at a glance

Manufacturing	Last	Prev	13-month history	Services	Last	Prev	13-month history
Eurozone Jan	54.8	55.2		Eurozone Jan	45.4	46.4	
UK Jan	54.1	57.5		UK Jan	39.5	49.4	
Germany Jan	57.1	58.3		Germany Jan	46.7	47.0	
France Jan	51.6	51.1		France Jan	47.3	49.1	
Italy Jan	55.1	52.8		Italy Jan	44.7	39.7	
Spain Jan	49.3	51.0		Spain Jan	41.7	48.0	
Ireland Jan	51.8	57.2		Ireland Jan	36.2	50.1	
Netherlands Jan	58.8	58.2					
Austria Jan	54.2	53.5					
Greece Jan	50.0	46.9					
Czech Rep Jan	57.0	57.0					


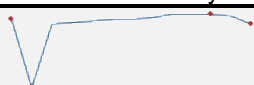
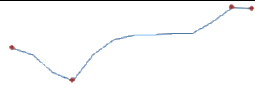
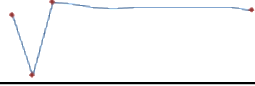
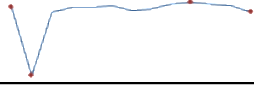


Source: Markit, Various TrendMacro calculations

Eastern Europe data: at a glance

Manufacturing	Last	Prev	13-mo history	Services	Last	Prev	13-mo history
Russia Jan	50.9	49.7		Russia Jan	52.7	48.0	
Poland Jan	51.9	54.4					
Turkey Jan	51.7	50.8					


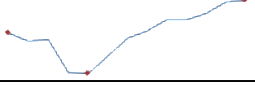
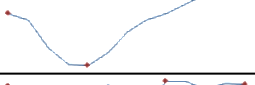

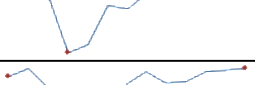

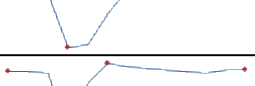

Source: Markit, TrendMacro calculations

China data: at a glance

Manufacturing				Services			
	Jan	Prev	13-month history		Jan	Prev	13-month history
China	51.3	51.9		China	52.4	55.7	
Prices paid	67.1	68.0					
Employment	48.4	49.6		Employment	47.8	48.7	
Orders	52.3	53.6		Orders	48.7	51.9	



Source: China Federation of Logistics and Purchasing, TrendMacro calculations

Asia data: at a glance

Manufacturing				Services			
	Last	Prev	13-mo history		Last	Prev	13-mo history
Hong Kong Jan	47.8	43.5					
Taiwan Jan	60.2	59.4					
S. Korea Jan	53.2	52.9					
Vietnam Jan	51.3	51.7					
India Jan	57.7	56.4		India Jan	52.8	52.3	
Indonesia Jan	52.2	51.3					
Malaysia Jan	48.9	49.1					

Source: Markit, Nikkei, TrendMacro calculations

Australia data: at a glance

Manufacturing				Services			
	Jan	Prev	13-month history		Jan	Prev	13-month history
Index	57.2	55.7		Index	55.6	57.0	

Source: Commonwealth Bank, TrendMacro calculations

Americas data: at a glance

Manufacturing				Services			
	Last	Prev	13-mo history		Last	Prev	13-mo history
Brazil Jan	56.5	61.5		Brazil Jan	47.0	51.1	
Mexico Jan	43.0	42.4					
Canada Jan	54.4	57.9					

Source: Markit, TrendMacro calculations

Middle East/Africa data: at a glance

Manufacturing			
	Last	Prev	13-mo history
Saudi Arabia Jan	57.1	57.0	
UA Emirates Jan	51.2	51.2	
Egypt Jan	48.7	48.2	
S. Africa Jan	50.8	50.2	

Source: Markit, TrendMacro calculations