




Data Insights: Global PMI





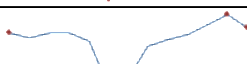

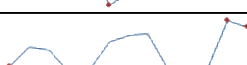
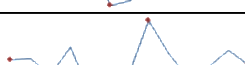

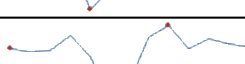
Thursday, January 7, 2021

Worldwide aggregate data: at a glance

Manu	Nov	Prev	13-month history	Serv	Nov	Prev	13-month history	Comp	Nov	Prev	13-month history
Index	53.7	53.0		Index	52.2	52.9		Index	53.1	53.3	



Source: JPMorgan, TrendMacro calculations

US data: at a glance

Manufacturing	Nov	Prev	13-month history	Services	Nov	Prev	13-month history
Index	57.5	59.3		Index	55.9	56.6	
Prices paid	65.4	65.5		Prices paid	66.1	63.9	
Employment	48.4	53.2		Employment	51.5	50.1	
Inventories	51.2	51.9		Inventories	49.3	53.1	
Orders	65.1	67.9		Orders	57.2	58.8	

Source: Institute of Supply Management, TrendMacro calculations

Japan data: at a glance

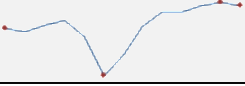

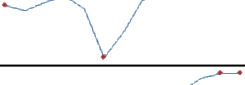
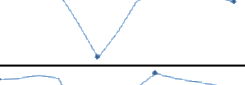
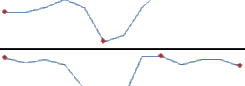
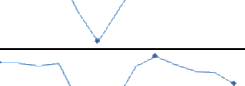
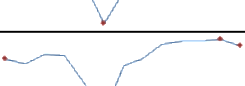
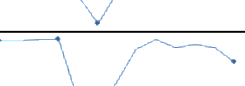
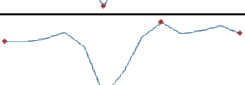

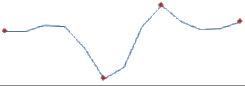
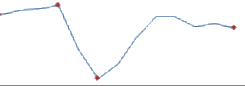
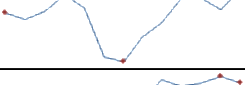

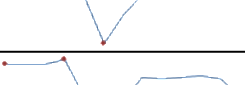


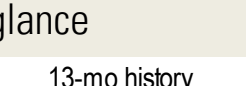
Manufacturing	Nov	Prev	13-month history	Services	Nov	Prev	13-month history
Index	49.0	48.7		Index	47.8	47.7	

Source: Markit/Nomura, TrendMacro calculations

For more information contact us:

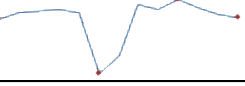
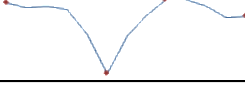
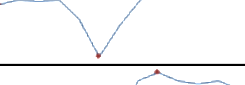

Donald Luskin: 312 273 6766 don@trendmacro.com
 Thomas Demas: 704 552 3625 tdemas@trendmacro.com

Europe data: at a glance

Manufacturing	Last	Prev	13-month history	Services	Last	Prev	13-month history
Eurozone Nov	53.8	54.8		Eurozone Nov	41.7	46.9	
UK Nov	55.6	53.7		UK Nov	47.6	51.4	
Germany Nov	57.8	58.2		Germany Nov	46.0	49.5	
France Nov	49.6	51.3		France Nov	38.8	46.5	
Italy Nov	51.5	53.8		Italy Nov	39.4	46.7	
Spain Nov	49.8	52.5		Spain Nov	39.5	41.4	
Ireland Nov	52.2	50.3		Ireland Nov	45.4	48.3	
Netherlands Nov	54.4	50.4					
Austria Nov	51.7	54.0					
Greece Nov	42.3	48.7					
Czech Rep Nov	53.9	51.9					

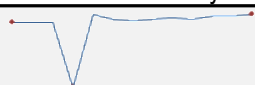
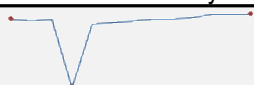

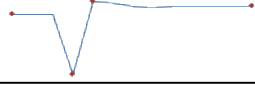
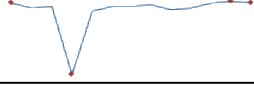


Source: Markit, Various TrendMacro calculations

Eastern Europe data: at a glance

Manufacturing	Last	Prev	13-mo history	Services	Last	Prev	13-mo history
Russia Nov	46.3	46.9		Russia Nov	48.2	46.9	
Poland Nov	50.8	51.4					
Turkey Nov	50.8	53.9					

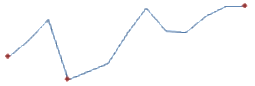
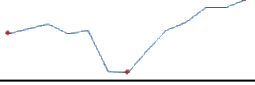
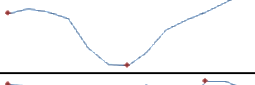
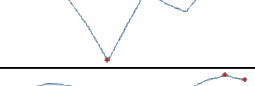
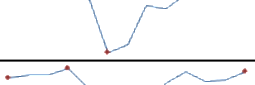
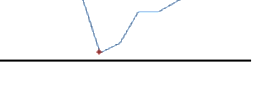
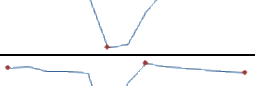

Source: Markit, TrendMacro calculations

China data: at a glance

Manufacturing	Nov	Prev	13-month history	Services	Nov	Prev	13-month history
China	52.1	51.4		China	56.4	56.2	
Prices paid	62.6	58.8					
Employment	49.5	49.3		Employment	48.9	49.4	
Orders	53.9	52.8		Orders	52.8	53.0	

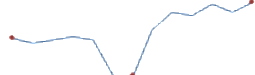
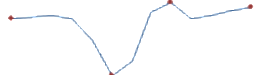
Source: China Federation of Logistics and Purchasing, TrendMacro calculations

Asia data: at a glance

Manufacturing	Last	Prev	13-mo history	Services	Last	Prev	13-mo history
Hong Kong Nov	50.1	49.8					
Taiwan Nov	56.9	55.1					
S. Korea Nov	52.9	51.2					
Vietnam Nov	49.9	51.8					
India Nov	56.3	58.9		India Nov	53.7	54.1	
Indonesia Nov	50.6	47.8					
Malaysia Nov	48.4	48.5					

Source: Markit, Nikkei, TrendMacro calculations

Australia data: at a glance

Manufacturing	Nov	Prev	13-month history	Services	Nov	Prev	13-month history
Index	55.8	54.2		Index	55.1	53.7	

Source: Commonwealth Bank, TrendMacro calculations

Americas data: at a glance

Manufacturing	Last	Prev	13-mo history	Services	Last	Prev	13-mo history
Brazil Nov	64.0	66.7		Brazil Nov	50.9	52.3	
Mexico Nov	43.7	43.6					
Canada Nov	55.8	55.5					

Source: Markit, TrendMacro calculations

Middle East/Africa data: at a glance

Manufacturing	Last	Prev	13-mo history
Saudi Arabia Nov	54.7	51.0	
UA Emirates Oct	49.5	51.0	
Egypt Nov	50.9	51.4	
S. Africa Nov	50.3	51.0	

Source: Markit, TrendMacro calculations