




Data Insights: Global PMI





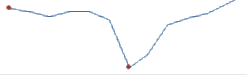

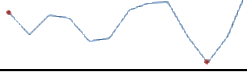
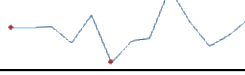

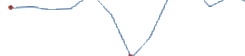
Wednesday, November 4, 2020

Worldwide aggregate data: at a glance

Manu	Oct	Prev	13-month history	Serv	Oct	Prev	13-month history	Comp	Oct	Prev	13-month history
Index	53.0	52.4		Index	52.9	52.0		Index	53.3	52.5	

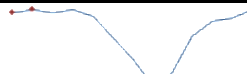
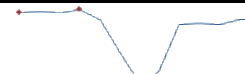
Source: JPMorgan, TrendMacro calculations

US data: at a glance

Manufacturing	Oct	Prev	13-month history	Services	Oct	Prev	13-month history
Index	59.3	55.4		Index	56.6	57.8	
Prices paid	65.5	62.8		Prices paid	63.9	59.0	
Employment	53.2	49.6		Employment	50.1	51.8	
Inventories	51.9	47.1		Inventories	53.1	48.8	
Orders	67.9	60.2		Orders	58.8	61.5	

Source: Institute of Supply Management, TrendMacro calculations

Japan data: at a glance

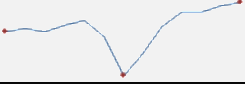
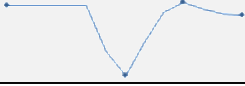
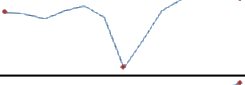
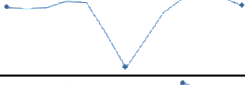
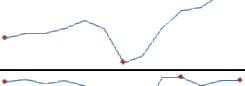
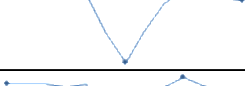

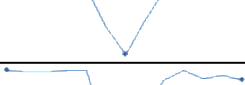
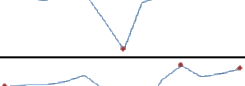
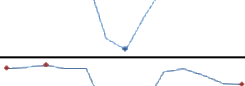
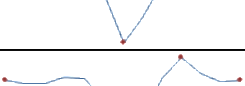
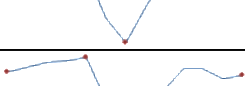
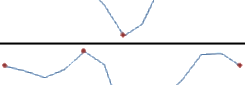
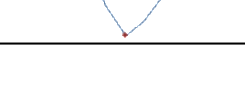

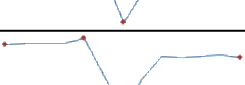
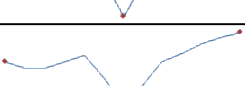

Manufacturing	Oct	Prev	13-month history	Services	Oct	Prev	13-month history
Index	48.7	47.7		Index	46.6	46.9	

Source: Markit/Nomura, TrendMacro calculations

For more information contact us:

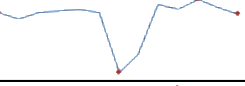
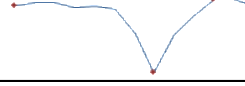
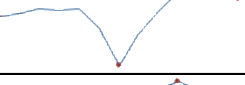

Donald Luskin: 312 273 6766 don@trendmacro.com
 Thomas Demas: 704 552 3625 tdemas@trendmacro.com

Europe data: at a glance

Manufacturing	Last	Prev	13-month history	Services	Last	Prev	13-month history
Eurozone Oct	54.8	53.7		Eurozone Oct	46.9	48.0	
UK Oct	53.7	54.1		UK Oct	51.4	56.1	
Germany Oct	58.2	56.4		Germany Oct	49.5	50.6	
France Oct	51.3	51.2		France Oct	46.5	47.5	
Italy Oct	53.8	53.2		Italy Oct	46.7	48.8	
Spain Oct	52.5	50.8		Spain Oct	41.4	42.4	
Ireland Oct	50.3	50.0		Ireland Oct	48.3	45.8	
Netherlands Oct	50.4	52.5					
Austria Oct	54.0	51.7					
Greece Oct	48.7	50.0					
Czech Rep Oct	51.9	50.7					

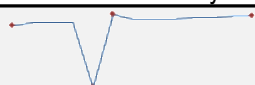

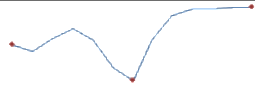
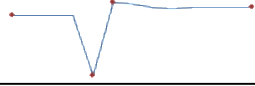
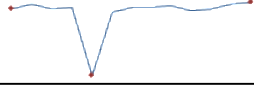
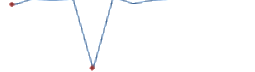

Source: Markit, Various TrendMacro calculations

Eastern Europe data: at a glance

Manufacturing	Last	Prev	13-mo history	Services	Last	Prev	13-mo history
Russia Oct	46.9	48.9		Russia Sep	53.7	58.2	
Poland Oct	50.8	53.9					
Turkey Oct	50.8	52.8					

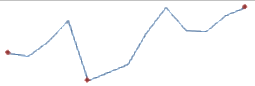
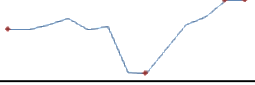
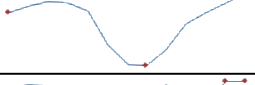

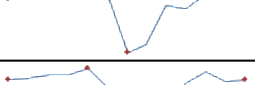
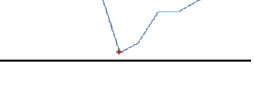
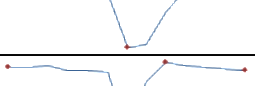

Source: Markit, TrendMacro calculations

China data: at a glance

Manufacturing	Oct	Prev	13-month history	Services	Oct	Prev	13-month history
China	51.4	51.5		China	56.2	55.9	
Prices paid	58.8	58.5					
Employment	49.3	49.6		Employment	49.4	49.1	
Orders	52.8	52.8		Orders	53.0	54.0	

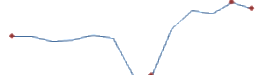
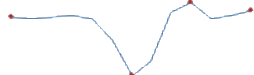
Source: China Federation of Logistics and Purchasing, TrendMacro calculations

Asia data: at a glance

Manufacturing	Last	Prev	13-mo history	Services	Last	Prev	13-mo history
Hong Kong Oct	49.8	47.7					
Taiwan Oct	55.1	55.2					
S. Korea Oct	51.2	49.8					
Vietnam Oct	51.8	52.2					
India Oct	58.9	56.8		India Oct	54.1	49.8	
Indonesia Oct	47.8	47.2					
Malaysia Oct	48.5	49					

Source: Markit, Nikkei, TrendMacro calculations

Australia data: at a glance

Manufacturing	Oct	Prev	13-month history	Services	Oct	Prev	13-month history
Index	54.2	55.4		Index	53.7	50.8	

Source: Commonwealth Bank, TrendMacro calculations

Americas data: at a glance

Manufacturing	Last	Prev	13-mo history	Services	Last	Prev	13-mo history
Brazil Oct	66.7	64.9		Brazil Sep	50.4	49.5	
Mexico Oct	43.6	42.1					
Canada Oct	55.5	56.0					

Source: Markit, TrendMacro calculations

Middle East/Africa data: at a glance

Manufacturing	Last	Prev	13-mo history
Saudi Arabia Oct	51.0	50.7	
UA Emirates Oct	49.5	51.0	
Egypt Oct	51.4	50.4	
S. Africa Oct	51.0	49.4	

Source: Markit, TrendMacro calculations