




Data Insights: Global PMI






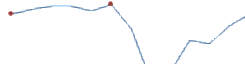
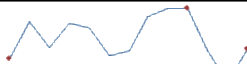


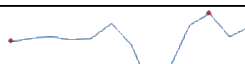
Monday, October 5, 2020

Worldwide aggregate data: at a glance

Manu	Sep	Prev	13-month history	Serv	Sep	Prev	13-month history	Comp	Sep	Prev	13-month history
Index	52.3	51.8		Index	51.6	52.0		Index	52.1	52.4	

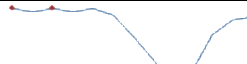
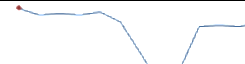
Source: JPMorgan, TrendMacro calculations

US data: at a glance

Manufacturing	Sep	Prev	13-month history	Services	Sep	Prev	13-month history
Index	55.4	56.0		Index	57.8	56.9	
Prices paid	62.8	59.5		Prices paid	59.0	64.2	
Employment	49.6	46.4		Employment	51.8	47.9	
Inventories	47.1	44.4		Inventories	48.8	45.8	
Orders	60.2	67.6		Orders	61.5	56.8	

Source: Institute of Supply Management, TrendMacro calculations

Japan data: at a glance

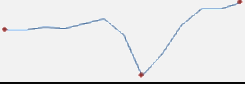

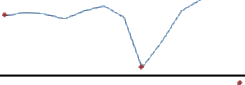
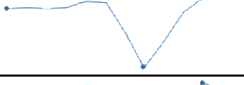
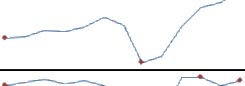

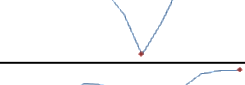
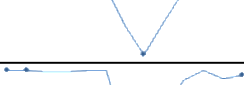
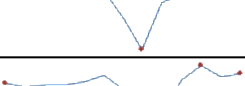
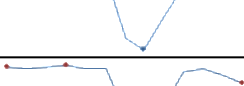

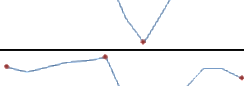
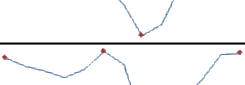
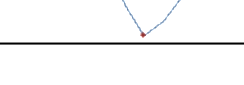
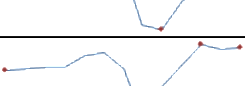
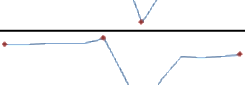
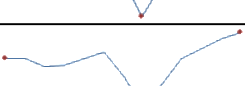

Manufacturing	Sep	Prev	13-month history	Services	Sep	Prev	13-month history
Index	47.7	47.2		Index	46.9	45.0	

Source: Markit/Nomura, TrendMacro calculations

For more information contact us:

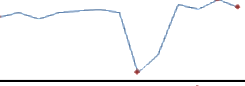
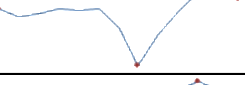
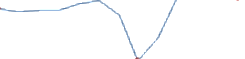
Donald Luskin: 312 273 6766 don@trendmacro.com
Thomas Demas: 704 552 3625 tdemas@trendmacro.com

Europe data: at a glance

Manufacturing	Last	Prev	13-month history	Services	Last	Prev	13-month history
Eurozone Sep	53.7	51.7		Eurozone Sep	48.0	50.5	
UK Sep	54.1	55.2		UK Sep	56.1	58.8	
Germany Sep	56.4	52.2		Germany Sep	50.6	52.5	
France Sep	51.2	49.8		France Sep	47.5	51.5	
Italy Sep	53.2	53.1		Italy Sep	48.8	47.1	
Spain Sep	50.8	49.9		Spain Sep	42.4	47.7	
Ireland Sep	50.0	52.3		Ireland Sep	45.8	52.4	
Netherlands Sep	52.5	52.3					
Austria Sep	51.7	51.0					
Greece Sep	50.0	49.4					
Czech Rep Sep	50.7	49.1					



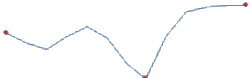
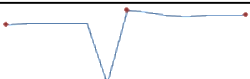
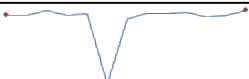
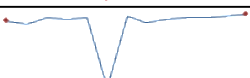
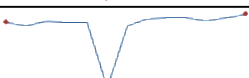
Source: Markit, Various TrendMacro calculations

Eastern Europe data: at a glance

Manufacturing	Last	Prev	13-mo history	Services	Last	Prev	13-mo history
Russia Sep	48.9	51.1		Russia Sep	53.7	58.2	
Poland Sep	50.8	52.8					
Turkey Sep	50.6	54.3					

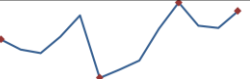

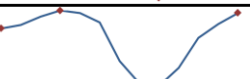

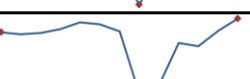
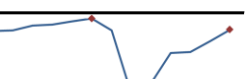
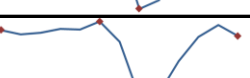
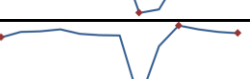
Source: Markit, TrendMacro calculations

China data: at a glance

Manufacturing	Sep	Prev	13-month history	Services	Sep	Prev	13-month history
China	51.5	51.0		China	55.9	55.2	
Prices paid	58.5	58.3					
Employment	49.6	49.4		Employment	49.1	48.3	
Orders	52.8	52.0		Orders	54.0	52.3	



Source: China Federation of Logistics and Purchasing, TrendMacro calculations

Asia data: at a glance

Manufacturing	Last	Prev	13-mo history	Services	Last	Prev	13-mo history
Hong Kong Sep	47.7	44.0					
Taiwan Sep	55.2	52.2					
S. Korea Sep	49.8	48.5					
Vietnam Sep	52.2	45.7					
India Sep	56.8	52		India Sep	49.8	41.8	
Indonesia Sep	47.2	50.8					
Malaysia Sep	49	49.3					

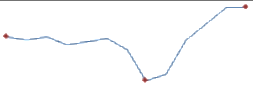
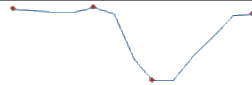
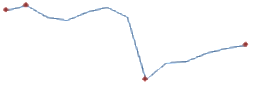
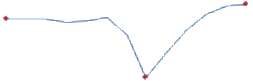
Source: Markit, Nikkei, TrendMacro calculations

Australia data: at a glance

Manufacturing	Sep	Prev	13-month history	Services	Sep	Prev	13-month history
Index	55.4	53.6		Index	50.8	49.0	

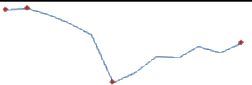
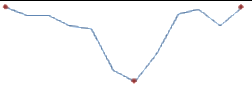
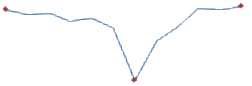
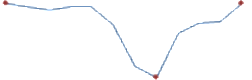
Source: Commonwealth Bank, TrendMacro calculations

Americas data: at a glance

Manufacturing	Last	Prev	13-mo history	Services	Last	Prev	13-mo history
Brazil Sep	64.9	64.7		Brazil Sep	50.4	49.5	
Mexico Sep	42.1	41.3					
Canada Sep	56.0	55.1					

Source: Markit, TrendMacro calculations

Middle East/Africa data: at a glance

Manufacturing	Last	Prev	13-mo history
Saudi Arabia Sep	50.7	48.8	
UA Emirates Sep	51.0	49.4	
Egypt Sep	50.4	49.4	
S. Africa Sep	49.4	45.3	

Source: Markit, TrendMacro calculations