




## Data Insights: Global PMI




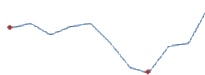


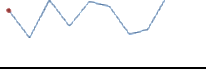
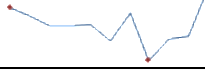


Thursday, September 3, 2020

### Worldwide aggregate data: at a glance

<b>Manu</b>	Aug	Prev	13-month history	<b>Serv</b>	Aug	Prev	13-month history	<b>Comp</b>	Aug	Prev	13-month history
Index	51.8	50.6		Index	51.9	50.6		Index	52.4	51.0	

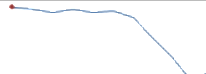

Source: JPMorgan, TrendMacro calculations

### US data: at a glance

<b>Manufacturing</b>	Aug	Prev	13-month history	<b>Services</b>	Aug	Prev	13-month history
Index	56.0	54.2		Index	56.9	58.1	
Prices paid	59.5	53.2		Prices paid	64.2	57.6	
Employment	46.4	44.3		Employment	47.9	42.1	
Inventories	44.4	47.0		Inventories	45.8	52.0	
Orders	67.6	61.5		Orders	56.8	67.7	

Source: Institute of Supply Management, TrendMacro calculations

### Japan data: at a glance

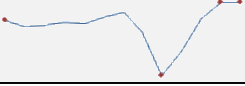
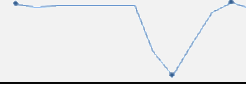
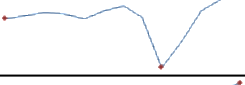
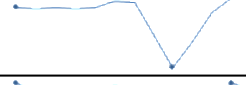
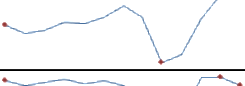


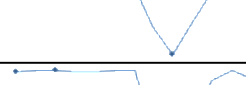
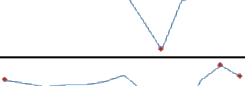

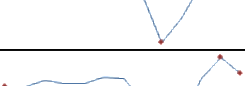
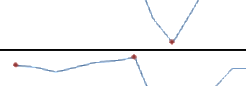
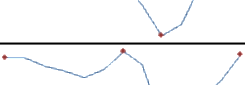


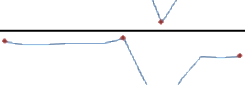
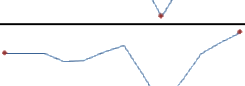

<b>Manufacturing</b>	Aug	Prev	13-month history	<b>Services</b>	Aug	Prev	13-month history
Index	47.2	45.2		Index	45.0	45.4	

Source: Markit/Nomura, TrendMacro calculations

#### For more information contact us:

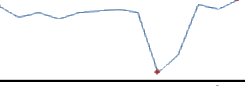
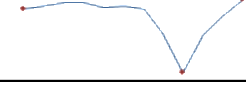
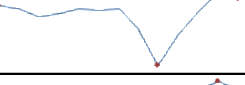

Donald Luskin: 312 273 6766 [don@trendmacro.com](mailto:don@trendmacro.com)  
 Thomas Demas: 704 552 3625 [tdemas@trendmacro.com](mailto:tdemas@trendmacro.com)

## Europe data: at a glance

<b>Manufacturing</b>	Last	Prev	13-month history	<b>Services</b>	Last	Prev	13-month history
Eurozone Aug	51.7	51.8		Eurozone Aug	50.5	54.7	
UK Aug	55.2	53.3		UK Aug	58.8	56.5	
Germany Aug	52.2	51.0		Germany Aug	52.5	55.6	
France Aug	49.8	52.4		France Aug	51.5	57.3	
Italy Aug	53.1	51.9		Italy Aug	47.1	51.6	
Spain Aug	49.9	53.5		Spain Aug	47.7	51.9	
Ireland Aug	52.3	57.3		Ireland Aug	52.4	51.9	
Netherlands Aug	52.3	47.9					
Austria Aug	51.0	52.8					
Greece Aug	49.4	48.6					
Czech Rep Aug	49.1	47.0					

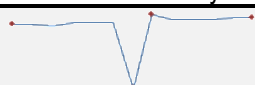

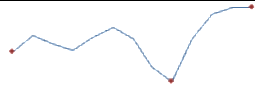
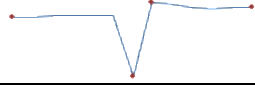
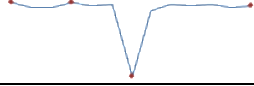


Source: Markit, Various TrendMacro calculations

## Eastern Europe data: at a glance

<b>Manufacturing</b>	Last	Prev	13-mo history	<b>Services</b>	Last	Prev	13-mo history
Russia Aug	51.1	48.4		Russia Aug	58.2	58.5	
Poland Aug	50.6	54.3					
Turkey Aug	52.8	56.9					

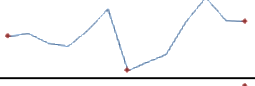
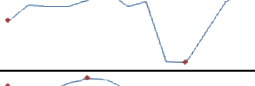
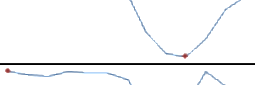
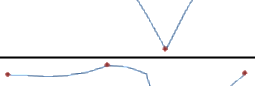


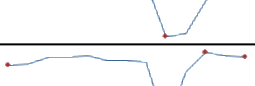

Source: Markit, TrendMacro calculations

## China data: at a glance

<b>Manufacturing</b>	Aug	Prev	13-month history	<b>Services</b>	Aug	Prev	13-month history
China	51.0	51.1		China	55.2	54.2	
Prices paid	58.3	58.1					
Employment	49.4	49.3		Employment	48.3	48.1	
Orders	52.0	51.7		Orders	52.3	51.5	


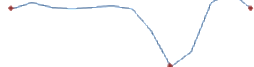
Source: China Federation of Logistics and Purchasing, TrendMacro calculations

## Asia data: at a glance

<b>Manufacturing</b>	Last	Prev	13-mo history	<b>Services</b>	Last	Prev	13-mo history
Hong Kong Aug	44.0	44.5					
Taiwan Aug	52.2	50.6					
S. Korea Aug	48.5	46.9					
Vietnam Aug	45.7	47.6					
India Aug	52	46		India Aug	41.8	34.2	
Indonesia Aug	50.8	46.9					
Malaysia Aug	49.3	50					





Source: Markit, Nikkei, TrendMacro calculations

## Australia data: at a glance

<b>Manufacturing</b>	Aug	Prev	13-month history	<b>Services</b>	Aug	Prev	13-month history
Index	53.6	54.0		Index	49.0	58.2	

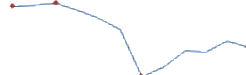
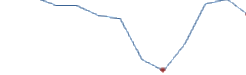
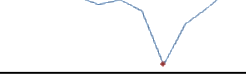

Source: Commonwealth Bank, TrendMacro calculations

## Americas data: at a glance

<b>Manufacturing</b>	Last	Prev	13-mo history	<b>Services</b>	Last	Prev	13-mo history
Brazil Aug	64.7	58.2		Brazil Aug	49.5	42.5	
Mexico Aug	41.3	40.4					
Canada Aug	55.1	52.9					

Source: Markit, TrendMacro calculations

## Middle East/Africa data: at a glance

<b>Manufacturing</b>	Last	Prev	13-mo history
Saudi Arabia Aug	48.8	50.0	
UA Emirates Aug	49.4	50.8	
Egypt Aug	49.4	49.6	
S. Africa Aug	45.3	44.9	

Source: Markit, TrendMacro calculations