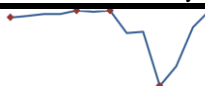
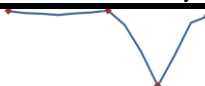
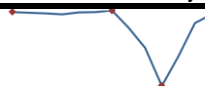


Data Insights: Global PMI

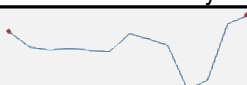
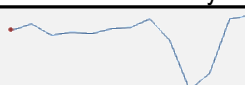
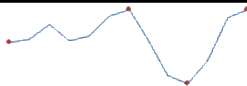
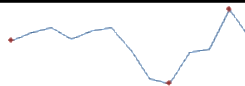

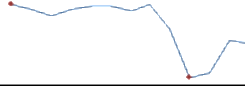
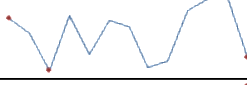
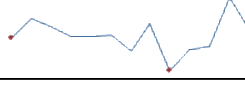


Wednesday, August 5, 2020

Worldwide aggregate data: at a glance

Manu	Jul	Prev	13-month history	Serv	Jul	Prev	13-month history	Comp	Jul	Prev	13-month history
Index	50.3	47.9		Index	50.5	48.0		Index	50.8	47.8	

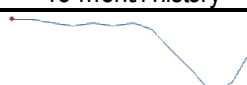
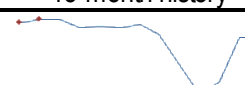
Source: JPMorgan, TrendMacro calculations

US data: at a glance

Manufacturing	Jul	Prev	13-month history	Services	Jul	Prev	13-month history
Index	54.2	52.6		Index	58.1	57.1	
Prices paid	53.2	51.3		Prices paid	57.6	62.4	
Employment	44.3	42.1		Employment	42.1	43.1	
Inventories	47.0	50.5		Inventories	52.0	60.7	
Orders	61.5	56.4		Orders	67.7	61.6	

Source: Institute of Supply Management, TrendMacro calculations

Japan data: at a glance

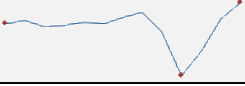

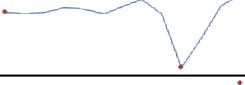

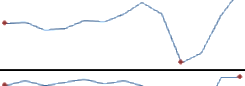







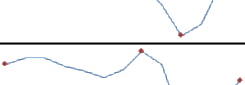
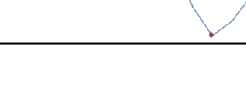
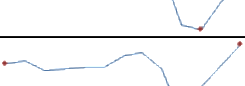
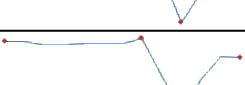
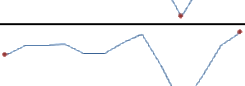

Manufacturing	Jul	Prev	13-month history	Services	Jul	Prev	13-month history
Index	45.2	40.1		Index	45.4	45.0	

Source: Markit/Nomura, TrendMacro calculations

For more information contact us:

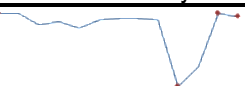
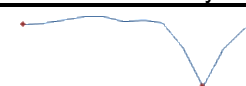
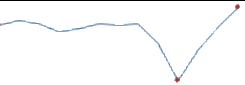

Donald Luskin: 312 273 6766 don@trendmacro.com
 Thomas Demas: 704 552 3625 tdemas@trendmacro.com

Europe data: at a glance

Manufacturing	Last	Prev	13-month history	Services	Last	Prev	13-month history
Eurozone Jul	51.8	47.4		Eurozone Jul	54.7	48.3	
UK Jul	53.3	50.1		UK Jul	56.5	47.1	
Germany Jul	51.0	45.2		Germany Jul	55.6	47.3	
France Jul	52.4	52.3		France Jul	57.3	50.7	
Italy Jul	51.9	47.5		Italy Jul	51.6	46.4	
Spain Jul	53.5	49.0		Spain Jul	51.9	50.2	
Ireland Jul	57.3	51.0		Ireland Jun	39.7	23.4	
Netherlands Jul	47.9	45.2					
Austria Jul	52.8	46.5					
Greece Jul	48.6	49.4					
Czech Rep Jul	47.0	44.9					



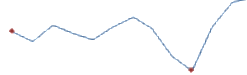
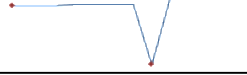
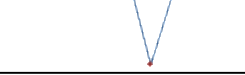


Source: Markit, Various TrendMacro calculations

Eastern Europe data: at a glance

Manufacturing	Last	Prev	13-mo history	Services	Last	Prev	13-mo history
Russia Jul	48.4	49.4		Russia Jul	58.5	47.8	
Poland Jul	52.8	56.9					
Turkey Jul	47.2	53.9					

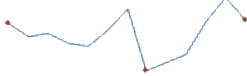



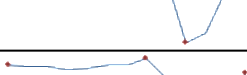



Source: Markit, TrendMacro calculations

China data: at a glance

Manufacturing	Jul	Prev	13-month history	Services	Jul	Prev	13-month history
China	51.1	50.9		China	54.2	54.4	
Prices paid	58.1	56.8					
Employment	49.3	49.1		Employment	48.1	48.7	
Orders	51.7	51.4		Orders	51.5	52.7	



Source: China Federation of Logistics and Purchasing, TrendMacro calculations

Asia data: at a glance

Manufacturing	Last	Prev	13-mo history	Services	Last	Prev	13-mo history
Hong Kong Jul	44.5	49.6					
Taiwan Jul	50.6	46.2					
S. Korea Jul	46.9	43.4					
Vietnam Jul	47.6	51.1					
India Jul	46	47.2		India Jul	34.2	33.7	
Indonesia Jul	46.9	39.1					
Malaysia Jul	50	51					





Source: Markit, Nikkei, TrendMacro calculations

Australia data: at a glance

Manufacturing	Jul	Prev	13-month history	Services	Jul	Prev	13-month history
Index	54.0	51.2		Index	58.2	53.1	




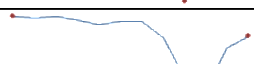
Source: Commonwealth Bank, TrendMacro calculations

Americas data: at a glance

Manufacturing	Last	Prev	13-mo history	Services	Last	Prev	13-mo history
Brazil Jul	58.2	51.6		Brazil Jul	42.5	35.9	
Mexico Jul	40.4	38.6					
Canada Jul	52.9	47.8					

Source: Markit, TrendMacro calculations

Middle East/Africa data: at a glance

Manufacturing	Last	Prev	13-mo history
Saudi Arabia Jul	50.0	47.7	
UA Emirates Jul	50.8	50.4	
Egypt Jul	49.6	44.6	
S. Africa Jul	44.9	42.5	

Source: Markit, TrendMacro calculations