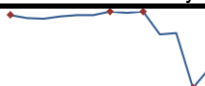
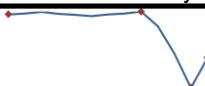
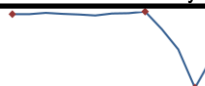


Data Insights: Global PMI


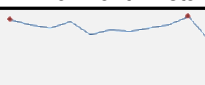
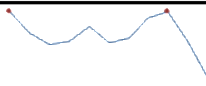
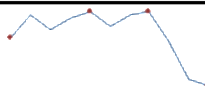

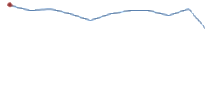
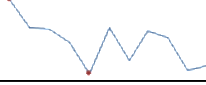
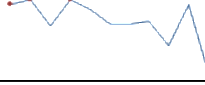


Wednesday, June 3, 2020

Worldwide aggregate data: at a glance

Manu	May	Prev	13-month history	Serv	May	Prev	13-month history	Comp	May	Prev	13-month history
Index	42.4	39.6		Index	35.2	23.7		Index	36.3	26.2	


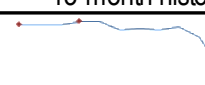
Source: JPMorgan, TrendMacro calculations

US data: at a glance

Manufacturing	May	Prev	13-month history	Services	May	Prev	13-month history
Index	43.1	41.5		Index	45.4	41.8	
Prices paid	40.8	35.3		Prices paid	55.6	55.1	
Employment	32.1	27.5		Employment	31.8	30.0	
Inventories	50.4	49.7		Inventories	48.0	46.9	
Orders	31.8	27.1		Orders	41.9	32.9	

Source: Institute of Supply Management, TrendMacro calculations

Japan data: at a glance

Manufacturing	May	Prev	13-month history	Services	May	Prev	13-month history
Index	38.4	41.9		Index	26.5	21.5	

Source: Markit/Nomura, TrendMacro calculations

For more information contact us:

Donald Luskin: 312 273 6766 don@trendmacro.com
 Thomas Demas: 704 552 3625 tdemas@trendmacro.com

Europe data: at a glance

Manufacturing	Last	Prev	13-month history	Services	Last	Prev	13-month history
Eurozone May	39.4	33.4		Eurozone May	30.5	12.0	
UK May	40.7	32.6		UK May	29.0	13.4	
Germany May	36.6	34.5		Germany May	32.6	16.2	
France May	40.6	31.5		France May	31.1	10.2	
Italy May	45.4	31.1		Italy May	28.9	10.8	
Spain May	38.3	30.8		Spain May	27.9	7.1	
Ireland May	39.2	36.0		Ireland Apr	13.9	32.5	
Netherlands May	40.5	41.3					
Austria May	40.4	31.6					
Greece May	41.1	29.5					
Czech Rep May	39.6	35.1					








Source: Markit, Various TrendMacro calculations

Eastern Europe data: at a glance

Manufacturing	Last	Prev	13-mo history	Services	Last	Prev	13-mo history
Russia May	36.2	31.3		Russia May	35.9	12.2	
Poland May	40.6	40.9					
Turkey May	31.9	33.4					

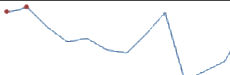





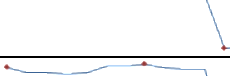

Source: Markit, TrendMacro calculations

China data: at a glance

Manufacturing	May	Prev	13-month history	Services	May	Prev	13-month history
China	50.6	50.8		China	53.6	53.2	
Prices paid	51.6	42.5					
Employment	49.4	50.2		Employment	48.5	48.6	
Orders	50.9	50.2		Orders	52.6	52.1	



Source: China Federation of Logistics and Purchasing, TrendMacro calculations

Asia data: at a glance

Manufacturing	Last	Prev	13-mo history	Services	Last	Prev	13-mo history
Hong Kong May	43.9	36.9					
Taiwan May	41.9	42.2					
S. Korea May	41.3	41.6					
Vietnam May	42.7	32.7					
India May	30.8	27.4		India May	12.6	5.4	
Indonesia May	28.6	27.5					
Malaysia May	45.6	31.3					

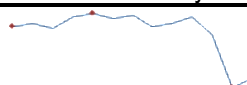
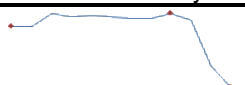
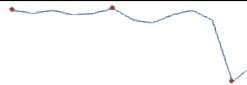

Source: Markit, Nikkei, TrendMacro calculations

Australia data: at a glance

Manufacturing	May	Prev	13-month history	Services	May	Prev	13-month history
Index	44.0	44.1		Index	26.9	19.5	

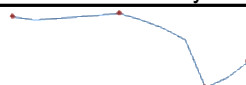
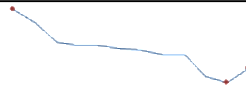
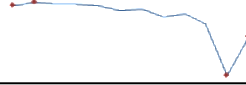

Source: Commonwealth Bank, TrendMacro calculations

Americas data: at a glance

Manufacturing	Last	Prev	13-mo history	Services	Last	Prev	13-mo history
Brazil May	38.3	36.0		Brazil May	27.6	27.4	
Mexico May	38.3	35.0					
Canada May	40.6	33.0					

Source: Markit, TrendMacro calculations

Middle East/Africa data: at a glance

Manufacturing	Last	Prev	13-mo history
Saudi Arabia May	48.1	44.4	
UA Emirates May	46.7	44.1	
Egypt May	40.7	29.7	
S. Africa May	32.5	35.1	

Source: Markit, TrendMacro calculations