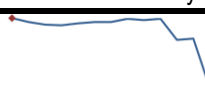

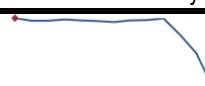


Data Insights: Global PMI


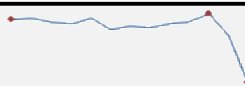
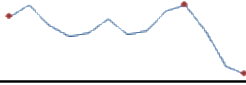
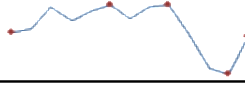
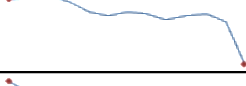
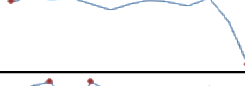
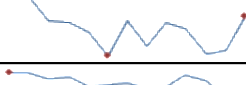



Tuesday, May 5, 2020

Worldwide aggregate data: at a glance

Manu	Apr	Prev	13-month history	Serv	Apr	Prev	13-month history	Comp	Apr	Prev	13-month history
Index	39.8	47.3		Index	24.0	36.8		Index	26.5	39.2	

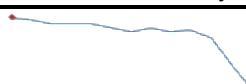
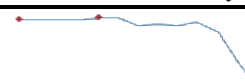
Source: JPMorgan, TrendMacro calculations

US data: at a glance

Manufacturing	Apr	Prev	13-month history	Services	Apr	Prev	13-month history
Index	41.5	49.1		Index	41.8	52.5	
Prices paid	35.3	37.4		Prices paid	55.1	50.0	
Employment	27.5	43.8		Employment	30.0	47.0	
Inventories	49.7	46.9		Inventories	46.9	41.5	
Orders	27.1	42.2		Orders	32.9	52.9	

Source: Institute of Supply Management, TrendMacro calculations

Japan data: at a glance



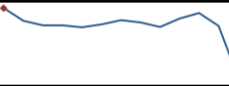
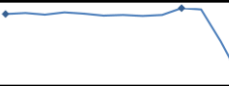


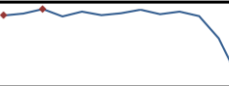
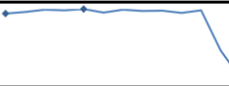
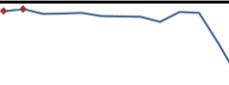
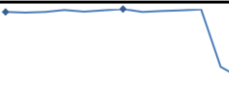
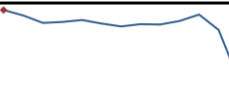
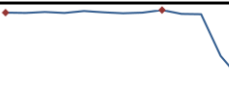
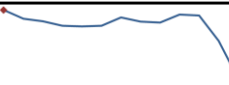
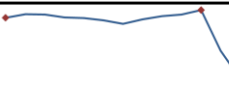
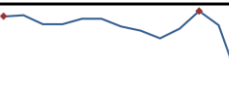
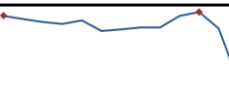
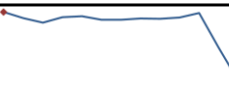
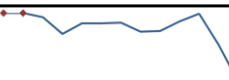
Manufacturing	Apr	Prev	13-month history	Services	Apr	Prev	13-month history
Index	41.9	44.8		Index	22.8	33.8	

Source: Markit/Nomura, TrendMacro calculations

For more information contact us:

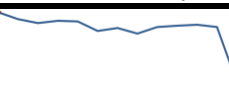
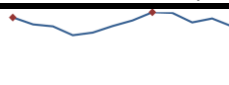
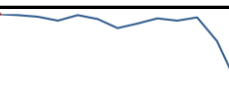
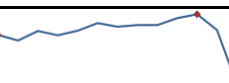
Donald Luskin: 312 273 6766 don@trendmacro.com
 Thomas Demas: 704 552 3625 tdemas@trendmacro.com

Europe data: at a glance

Manufacturing	Last	Prev	13-month history	Services	Last	Prev	13-month history
Eurozone Apr	33.4	44.5		Eurozone Apr	12.0	26.4	
UK Apr	32.6	47.8		UK Apr	13.4	34.5	
Germany Apr	34.5	45.4		Germany Apr	16.2	31.7	
France Apr	31.5	43.2		France Apr	10.2	27.4	
Italy Apr	31.1	40.3		Italy Apr	10.8	17.4	
Spain Apr	30.8	45.7		Spain Apr	7.1	23.0	
Ireland Apr	36.0	45.1		Ireland Apr	13.9	32.5	
Netherlands Apr	41.3	50.5					
Austria Apr	31.6	45.8					
Greece Apr	29.5	42.5					
Czech Rep Apr	35.1	41.3					



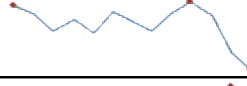

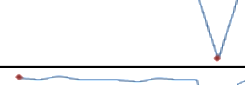


Source: Markit, Various TrendMacro calculations

Eastern Europe data: at a glance

Manufacturing	Last	Prev	13-mo history	Services	Last	Prev	13-mo history
Russia Apr	31.3	47.5		Russia Mar	37.1	52.0	
Poland Apr	31.9	33.4					
Turkey Apr	42.4	48.1					

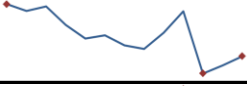
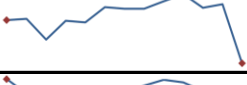


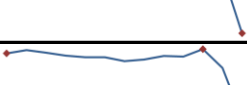
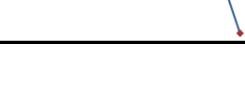
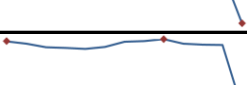

Source: Markit, TrendMacro calculations

China data: at a glance

Manufacturing	Apr	Prev	13-month history	Services	Apr	Prev	13-month history
China	50.8	52.0		China	53.2	52.3	
Prices paid	42.5	45.5					
Employment	50.2	50.9		Employment	48.6	47.7	
Orders	50.2	52.0		Orders	52.1	49.2	



Source: China Federation of Logistics and Purchasing, TrendMacro calculations

Asia data: at a glance

Manufacturing	Last	Prev	13-mo history	Services	Last	Prev	13-mo history
Hong Kong Apr	36.9	34.9					
Taiwan Apr	42.2	50.4					
S. Korea Apr	41.6	44.2					
Vietnam Apr	32.7	41.9					
India Apr	27.4	51.8		India Apr	5.4	49.3	
Indonesia Apr	27.5	45.3					
Malaysia Apr	31.3	48.4					

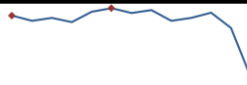

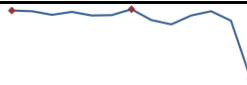
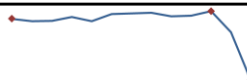
Source: Markit, Nikkei, TrendMacro calculations

Australia data: at a glance

Manufacturing	Apr	Prev	13-month history	Services	Apr	Prev	13-month history
Index	44.1	49.7		Index	19.5	38.5	

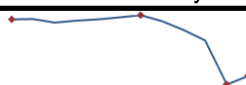
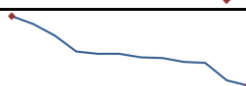
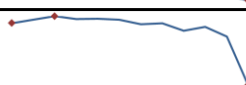
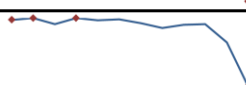
Source: Commonwealth Bank, TrendMacro calculations

Americas data: at a glance

Manufacturing	Last	Prev	13-mo history	Services	Last	Prev	13-mo history
Brazil Apr	36.0	48.4		Brazil Apr	27.4	34.5	
Mexico Apr	35.0	47.9					
Canada Apr	33.0	46.1					

Source: Markit, TrendMacro calculations

Middle East/Africa data: at a glance

Manufacturing	Last	Prev	13-mo history
Saudi Arabia Apr	44.4	42.4	
UA Emirates Apr	44.1	45.2	
Egypt Apr	29.7	44.2	
S. Africa Apr	35.1	44.5	

Source: Markit, TrendMacro calculations