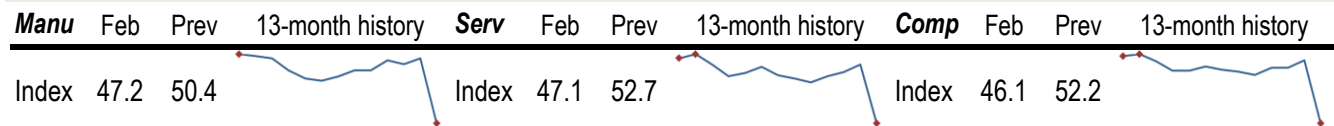


Data Insights: Global PMI

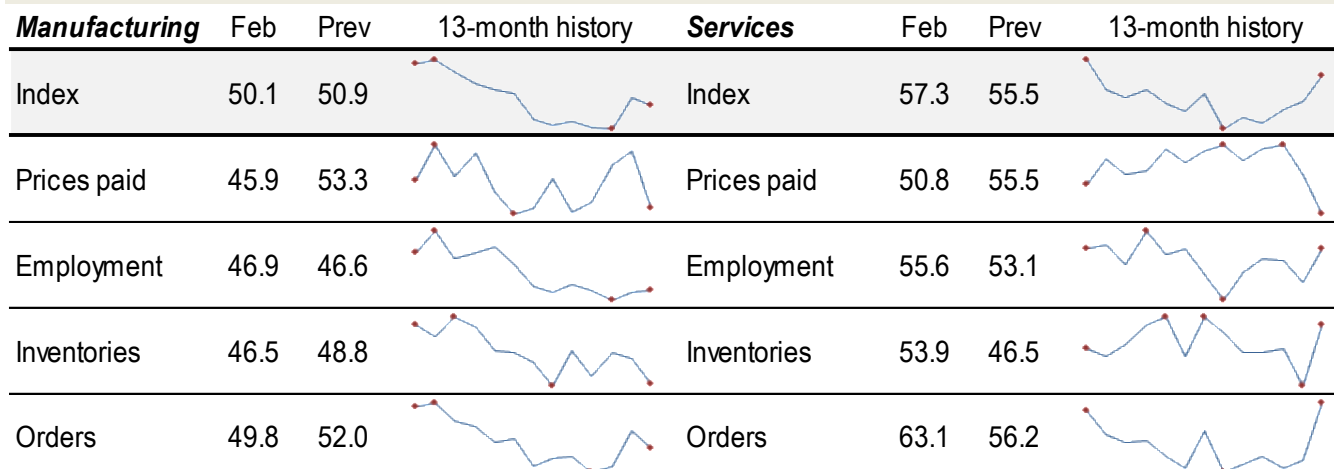
Wednesday, March 4, 2020

Worldwide aggregate data: at a glance



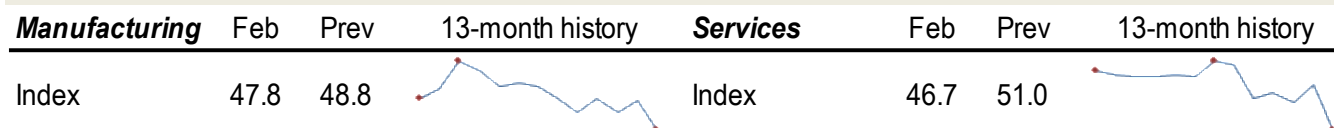
Source: JPMorgan, TrendMacro calculations

US data: at a glance



Source: Institute of Supply Management, TrendMacro calculations

Japan data: at a glance


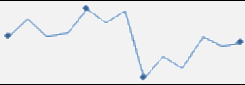
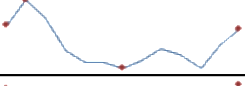
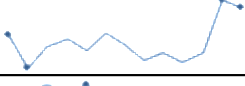
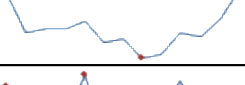

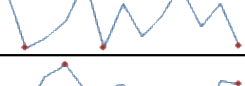



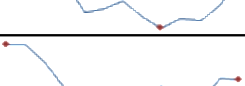

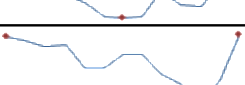
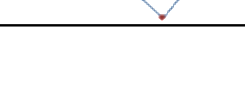

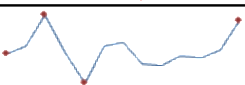
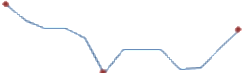



Source: Markit/Nomura, TrendMacro calculations

For more information contact us:

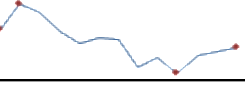
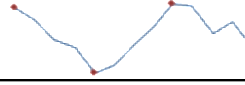
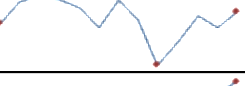

Donald Luskin: 312 273 6766 don@trendmacro.com
 Thomas Demas: 704 552 3625 tdemas@trendmacro.com

Europe data: at a glance

Manufacturing				Services			
	Last	Prev	13-month history		Last	Prev	13-month history
Eurozone Feb	49.2	47.9		Eurozone Feb	52.6	52.5	
UK Feb	51.7	50.0		UK Feb	53.2	53.9	
Germany Feb	48.0	45.3		Germany Feb	52.5	54.2	
France Feb	49.8	51.1		France Feb	52.5	51.0	
Italy Feb	48.7	48.9		Italy Feb	52.1	51.4	
Spain Feb	50.4	48.5		Spain Feb	52.1	52.3	
Ireland Feb	51.2	51.4		Ireland Feb	59.9	56.9	
Netherlands Feb	52.9	49.9					
Austria Feb	50.2	49.2					
Greece Feb	56.2	54.4					
Czech Rep Feb	46.5	45.2					



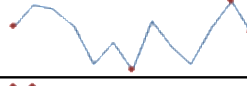




Source: Markit, Various TrendMacro calculations

Eastern Europe data: at a glance

Manufacturing				Services			
	Last	Prev	13-mo history		Last	Prev	13-mo history
Russia Feb	48.2	47.9		Russia Feb	52.0	54.1	
Poland Feb	48.2	52.4					
Turkey Feb	47.4	51.3					

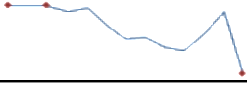
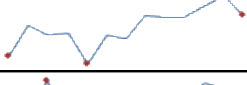
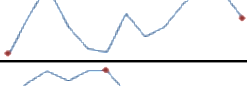

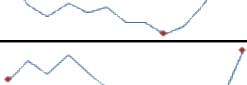
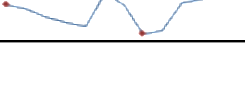


Source: Markit, TrendMacro calculations

China data: at a glance

Manufacturing				Services			
	Feb	Prev	13-month history		Feb	Prev	13-month history
China	35.7	50.0		China	29.6	54.1	
Prices paid	51.4	53.8					
Employment	31.8	47.5		Employment	37.9	48.6	
Orders	29.3	51.4		Orders	26.5	50.6	

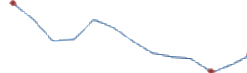
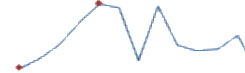
Source: China Federation of Logistics and Purchasing, TrendMacro calculations

Asia data: at a glance

Manufacturing				Services			
	Last	Prev	13-mo history		Last	Prev	13-mo history
Hong Kong Feb	33.1	46.8					
Taiwan Feb	49.9	51.8					
S. Korea Feb	48.7	49.8					
Vietnam Feb	49	50.6					
India Feb	54.5	55.3		India Feb	57.5	55.5	
Indonesia Feb	51.9	49.3					
Malaysia Feb	48.5	48.8					

Source: Markit, Nikkei, TrendMacro calculations

Australia data: at a glance

Manufacturing				Services			
	Feb	Prev	13-month history		Feb	Prev	13-month history
Index	50.2	49.6		Index	48.4	50.6	

Source: Commonwealth Bank, TrendMacro calculations

Americas data: at a glance

Manufacturing				Services			
	Last	Prev	13-mo history		Last	Prev	13-mo history
Brazil Feb	52.3	51.0		Brazil Feb	50.4	52.7	
Mexico Feb	50.0	49.0					
Canada Feb	51.8	50.6					

Source: Markit, TrendMacro calculations

Middle East/Africa data: at a glance

Manufacturing			
	Last	Prev	13-mo history
Saudi Arabia Feb	52.5	54.9	
UAE Emirates Feb	49.1	49.3	
Egypt Feb	47.1	46.0	
S. Africa Feb	48.4	48.3	

Source: Markit, TrendMacro calculations