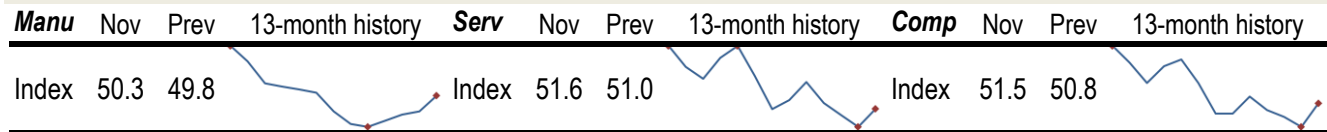


Data Insights: Global PMI

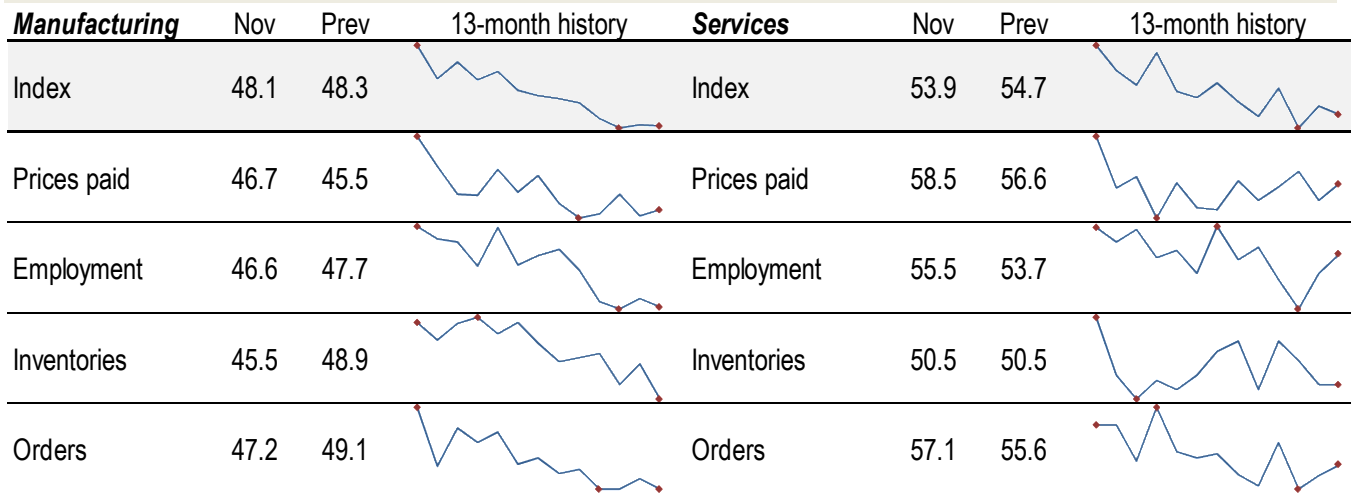
Tuesday, December 4, 2019

Worldwide aggregate data: at a glance




Source: JPMorgan, TrendMacro calculations

US data: at a glance



Source: Institute of Supply Management, TrendMacro calculations

Japan data: at a glance

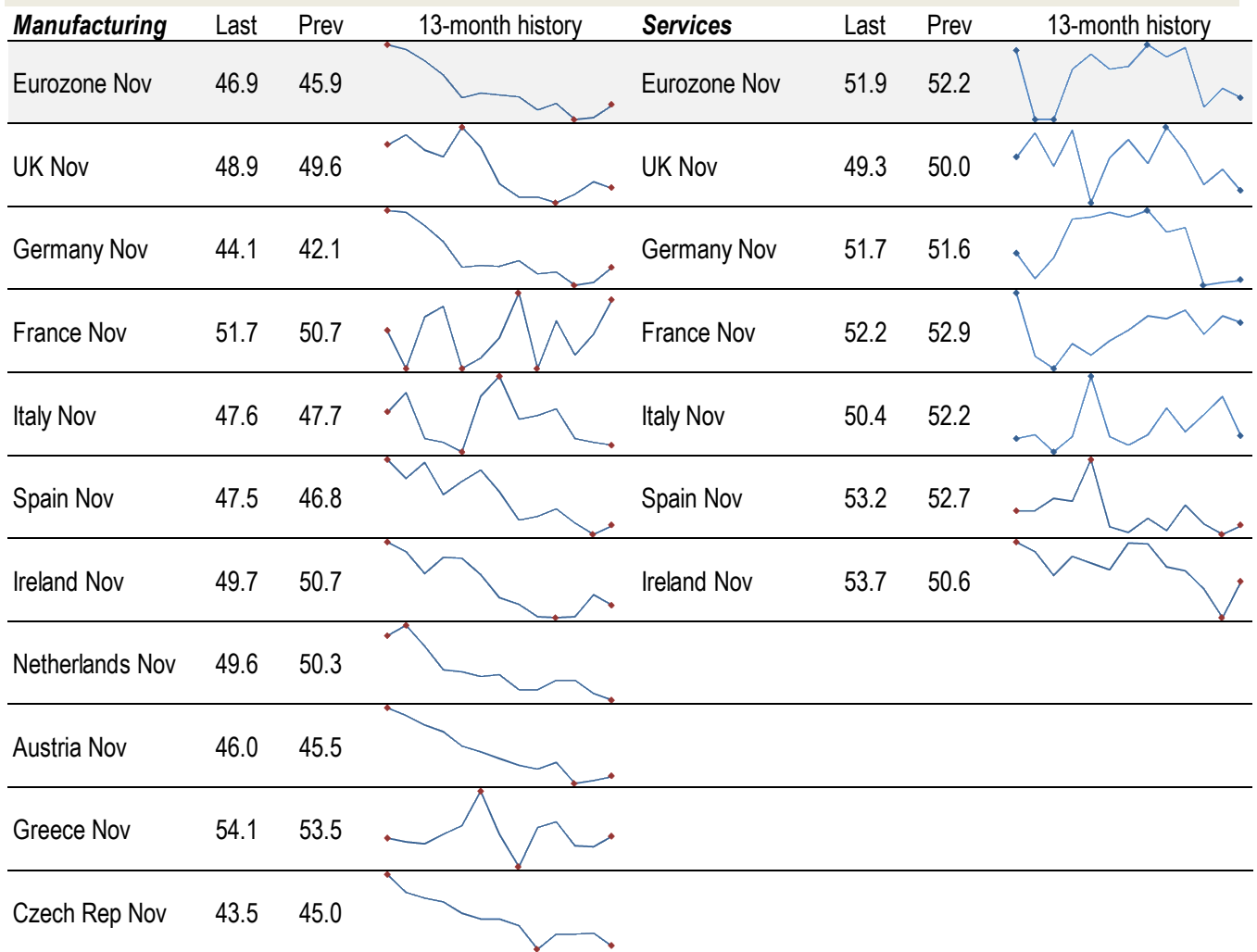


Source: Markit/Nomura, TrendMacro calculations

For more information contact us:

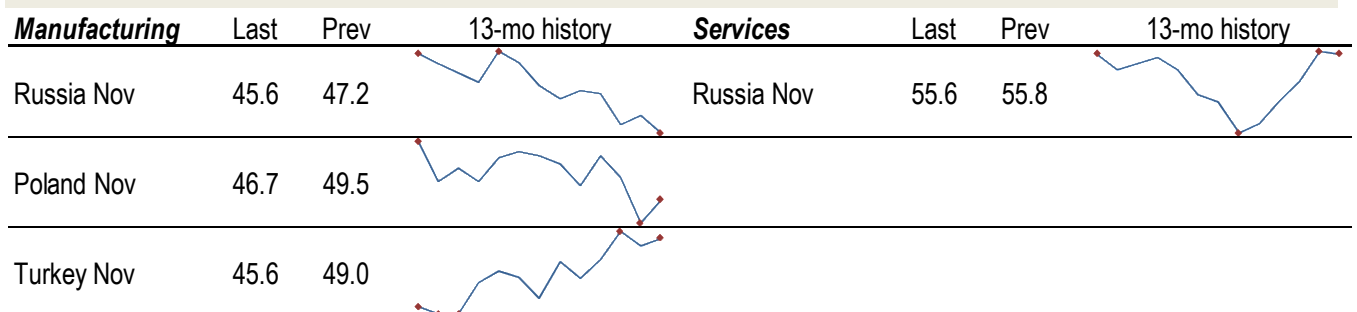
Donald Luskin: 312 273 6766 don@trendmacro.com
 Thomas Demas: 704 552 3625 tdemas@trendmacro.com

Europe data: at a glance



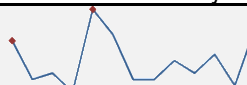
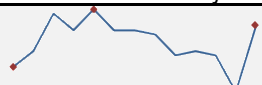

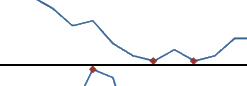
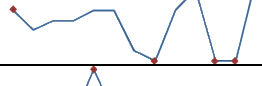


Source: Markit, Various TrendMacro calculations

Eastern Europe data: at a glance



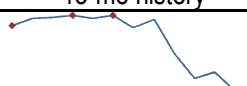

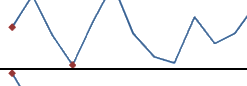
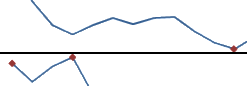
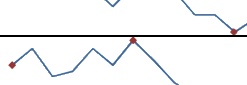



Source: Markit, TrendMacro calculations

China data: at a glance

Manufacturing	Nov	Prev	13-month history	Services	Nov	Prev	13-month history
China	50.2	49.3		China	54.4	52.8	
Prices paid	49.0	50.4					
Employment	47.3	47.3		Employment	49.0	48.2	
Orders	51.3	49.6		Orders	51.3	49.4	

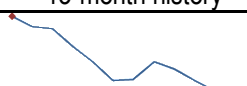
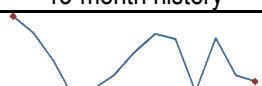
Source: China Federation of Logistics and Purchasing, TrendMacro calculations

Asia data: at a glance

Manufacturing	Last	Prev	13-mo history	Services	Last	Prev	13-mo history
Hong Kong Nov	38.5	39.3					
Taiwan Nov	49.8	49.8					
S. Korea Nov	49.4	48.4					
Vietnam Nov	51	50					
India Nov	51.2	50.6		India Nov	52.7	49.2	
Indonesia Nov	48.2	47.7					
Malaysia Nov	49.5	49.3					

Source: Markit, Nikkei, TrendMacro calculations

Australia data: at a glance

Manufacturing	Nov	Prev	13-month history	Services	Nov	Prev	13-month history
Index	49.9	50.0		Index	49.7	50.1	

Source: Commonwealth Bank, TrendMacro calculations

Americas data: at a glance

Manufacturing	Last	Prev	13-mo history	Services	Last	Prev	13-mo history
Brazil Nov	52.9	52.2		Brazil Nov	50.9	51.2	
Mexico Nov	48.0	50.4					
Canada Nov	51.4	51.2					

Source: Markit, TrendMacro calculations

Middle East/Africa data: at a glance

Manufacturing	Last	Prev	13-mo history
Saudi Arabia Nov	58.3	57.8	
UA Emirates Oct	51.1	51.1	
Egypt Nov	47.9	49.2	
S. Africa Nov	48.6	49.4	

Source: Markit, TrendMacro calculations