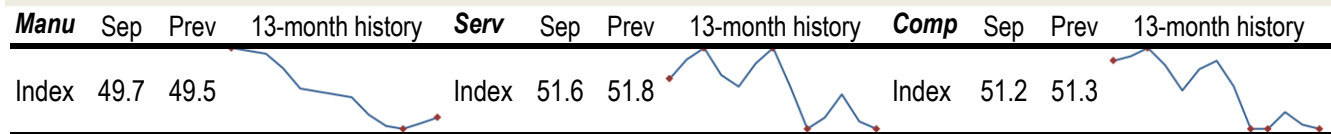


Data Insights: Global PMI

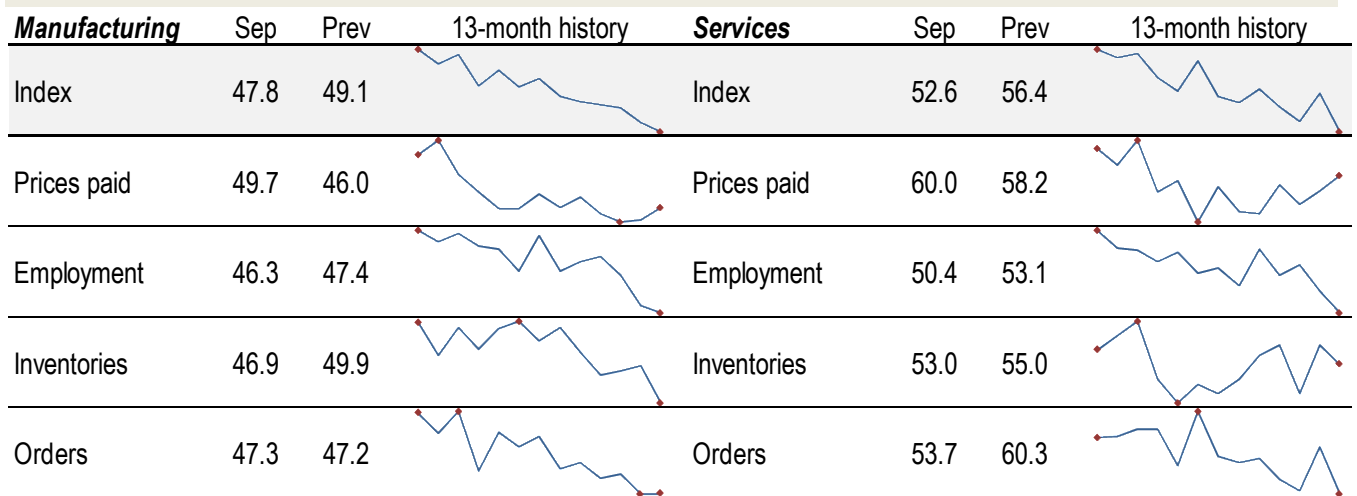
Thursday, October 3, 2019

Worldwide aggregate data: at a glance




Source: JPMorgan, TrendMacro calculations

US data: at a glance



Source: Institute of Supply Management, TrendMacro calculations

Japan data: at a glance



Source: Markit/Nomura, TrendMacro calculations

For more information contact us:

Donald Luskin: 312 273 6766 don@trendmacro.com
 Thomas Demas: 704 552 3625 tdemas@trendmacro.com

Europe data: at a glance

Manufacturing	Last	Prev	13-month history	Services	Last	Prev	13-month history
Eurozone Sep	45.7	47.0		Eurozone Sep	51.6	53.5	
UK Sep	48.3	47.4		UK Sep	49.5	50.6	
Germany Sep	41.7	43.5		Germany Sep	51.4	54.8	
France Sep	50.1	51.1		France Sep	51.1	53.4	
Italy Sep	47.8	48.7		Italy Sep	51.4	50.6	
Spain Sep	47.7	48.8		Spain Sep	53.3	54.3	
Ireland Sep	48.7	48.6		Ireland Sep	53.1	54.6	
Netherlands Sep	51.6	51.6					
Austria Sep	45.1	47.9					
Greece Sep	53.6	54.9					
Czech Rep Sep	44.9	44.9					




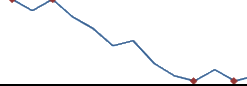



Source: Markit, Various TrendMacro calculations

Eastern Europe data: at a glance

Manufacturing	Last	Prev	13-mo history	Services	Last	Prev	13-mo history
Russia Sep	46.3	49.1		Russia Sep	53.6	52.1	
Poland Sep	47.8	50.0					
Turkey Sep	48.8	48.0					

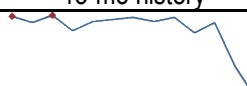




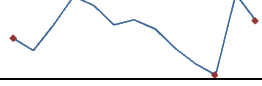


Source: Markit, TrendMacro calculations

China data: at a glance

Manufacturing	Sep	Prev	13-month history	Services	Sep	Prev	13-month history
China	49.8	49.5		China	53.7	53.8	
Prices paid	52.2	48.6					
Employment	47.0	46.9		Employment	48.2	48.9	
Orders	50.5	49.7		Orders	50.5	50.1	



Source: China Federation of Logistics and Purchasing, TrendMacro calculations

Asia data: at a glance

Manufacturing	Last	Prev	13-mo history	Services	Last	Prev	13-mo history
Hong Kong Aug	40.8	43.8					
Taiwan Sep	50.0	47.9					
S. Korea Sep	48.0	49.0					
Vietnam Sep	50.5	51.4					
India Sep	51.4	51.4		India Aug	52.4	53.8	
Indonesia Sep	49.1	49					
Malaysia Sep	47.9	47.4					

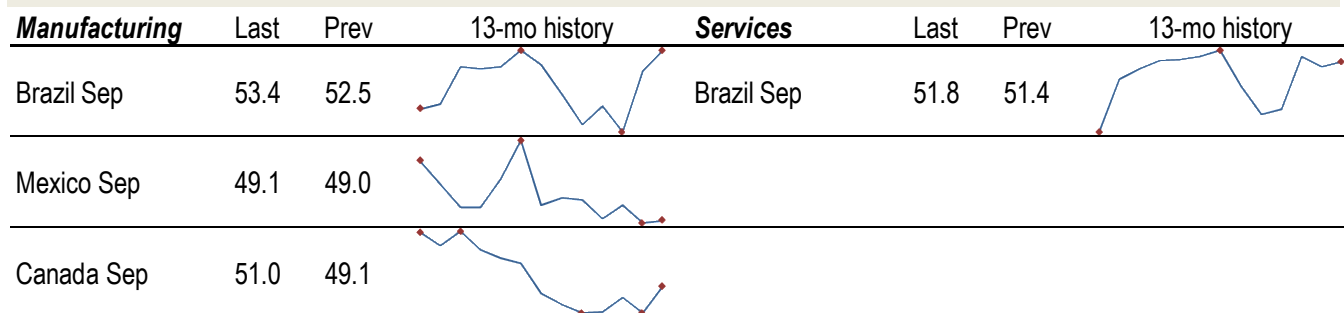
Source: Markit, Nikkei, TrendMacro calculations

Australia data: at a glance

Manufacturing	Sep	Prev	13-month history	Services	Sep	Prev	13-month history
Index	50.3	50.9		Index	52.5	49.1	

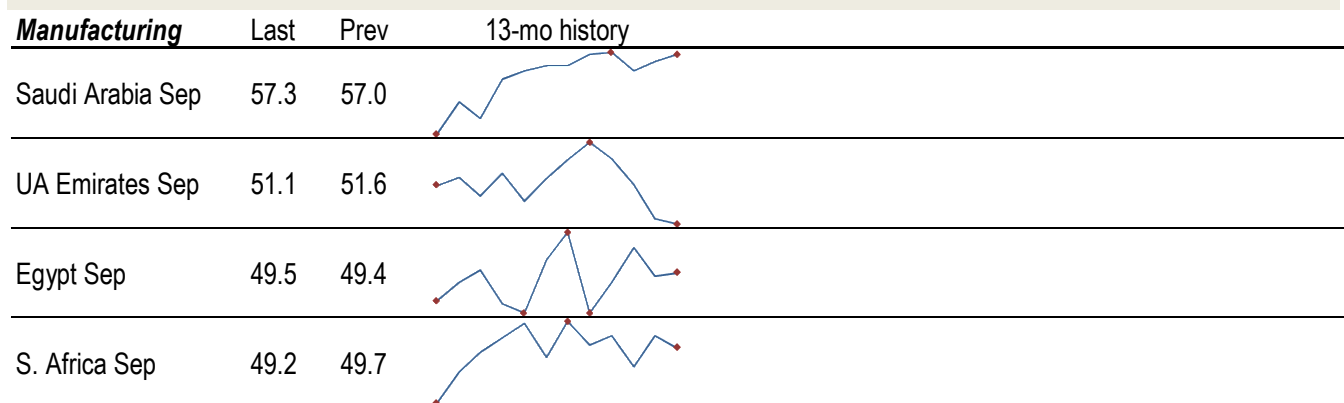
Source: Commonwealth Bank, TrendMacro calculations

Americas data: at a glance



Source: Markit, TrendMacro calculations

Middle East/Africa data: at a glance



Source: Markit, TrendMacro calculations