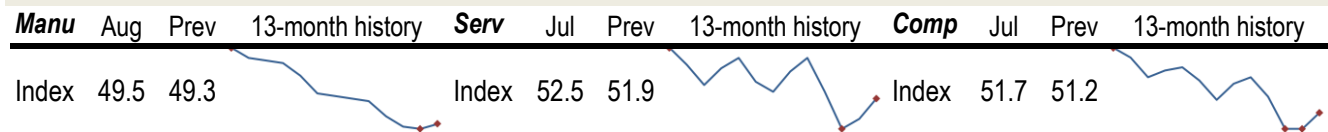


## Data Insights: Global PMI

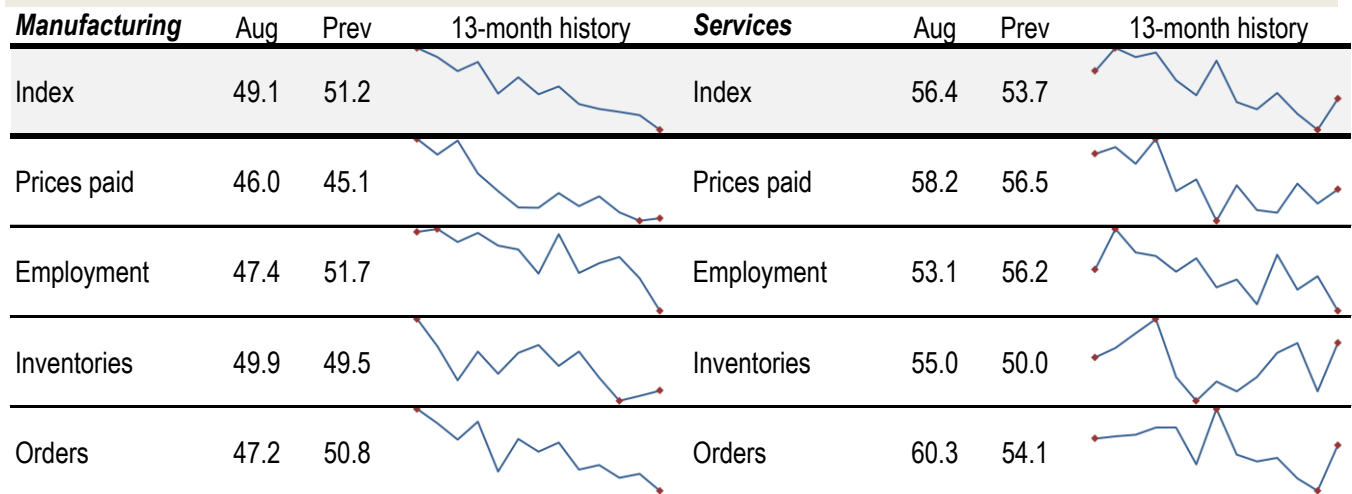
Thursday, September 5, 2019

### Worldwide aggregate data: at a glance



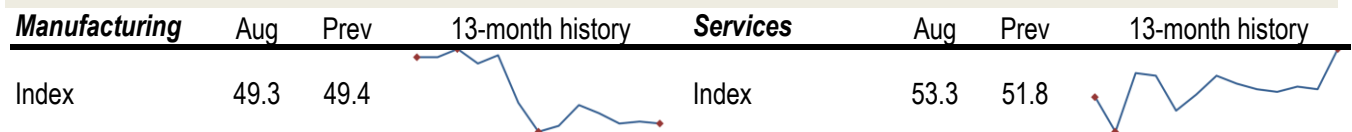
Source: JPMorgan, TrendMacro calculations

### US data: at a glance



Source: Institute of Supply Management, TrendMacro calculations

### Japan data: at a glance



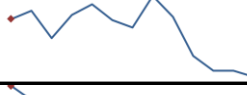


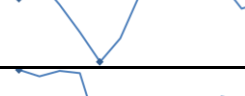
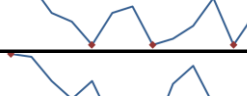
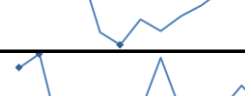

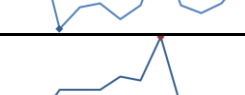
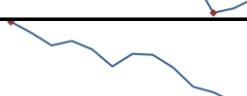

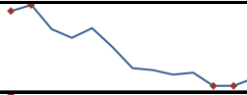




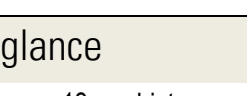


Source: Markit/Nomura, TrendMacro calculations

### For more information contact us:

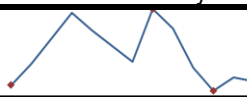
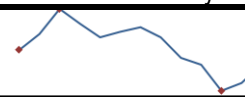


Donald Luskin: 312 273 6766 [don@trendmacro.com](mailto:don@trendmacro.com)  
 Thomas Demas: 704 552 3625 [tdemas@trendmacro.com](mailto:tdemas@trendmacro.com)

## Europe data: at a glance

<b>Manufacturing</b>	Last	Prev	13-month history	<b>Services</b>	Last	Prev	13-month history
Eurozone Aug	47.0	46.5		Eurozone Aug	53.5	53.2	
UK Aug	47.4	48.0		UK Aug	50.6	51.4	
Germany Aug	43.5	43.2		Germany Aug	54.8	54.5	
France Aug	51.1	49.7		France Aug	53.4	52.6	
Italy Aug	48.7	48.5		Italy Aug	50.6	51.7	
Spain Aug	48.8	48.2		Spain Aug	54.3	52.9	
Ireland Aug	48.6	48.7		Ireland Aug	54.6	55.0	
Netherlands Aug	51.6	50.7					
Austria Aug	47.9	47.0					
Greece Aug	54.9	54.6					
Czech Rep Aug	44.9	43.1					



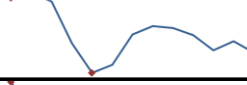
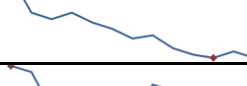
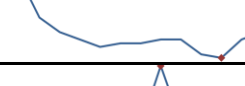


Source: Markit, Various TrendMacro calculations

## Eastern Europe data: at a glance

<b>Manufacturing</b>	Last	Prev	13-mo history	<b>Services</b>	Last	Prev	13-mo history
Russia Aug	49.1	49.3		Russia Aug	52.1	50.4	
Poland Aug	48.8	48.0					
Turkey Aug	47.4	46.7					



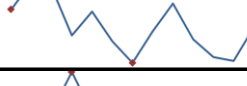


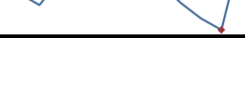

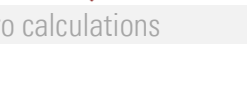
Source: Markit, TrendMacro calculations

## China data: at a glance

<b>Manufacturing</b>	Aug	Prev	13-month history	<b>Services</b>	Aug	Prev	13-month history
China	49.5	49.7		China	53.8	53.7	
Prices paid	48.6	50.7					
Employment	46.9	47.1		Employment	48.9	48.7	
Orders	49.7	49.8		Orders	50.1	50.4	



Source: China Federation of Logistics and Purchasing, TrendMacro calculations

## Asia data: at a glance

<b>Manufacturing</b>	Last	Prev	13-mo history	<b>Services</b>	Last	Prev	13-mo history
Hong Kong Aug	40.8	43.8					
Taiwan Aug	47.9	48.1					
S. Korea Aug	49.0	47.3					
Vietnam Aug	51.4	52.6					
India Aug	51.4	52.5		India Aug	52.4	53.8	
Indonesia Aug	49	49.6					
Malaysia Aug	47.4	47.6					

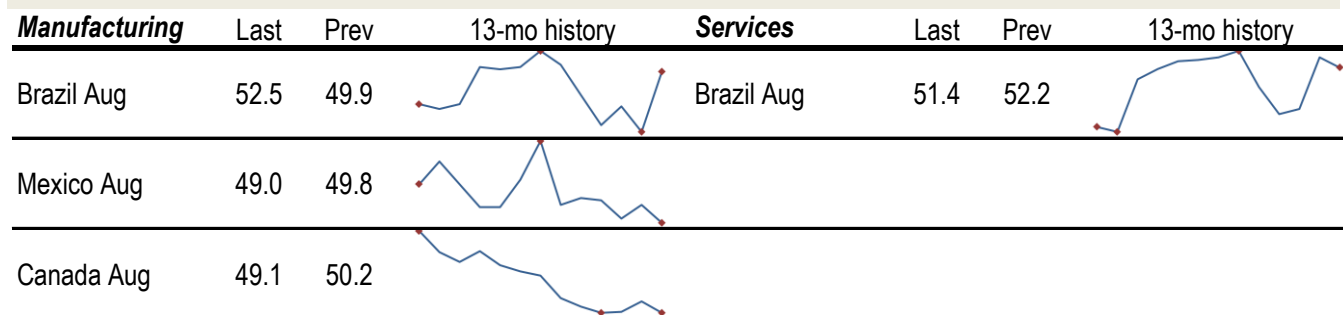
Source: Markit, Nikkei, TrendMacro calculations

## Australia data: at a glance

<b>Manufacturing</b>	Aug	Prev	13-month history	<b>Services</b>	Aug	Prev	13-month history
Index	50.9	51.6		Index	49.1	52.3	

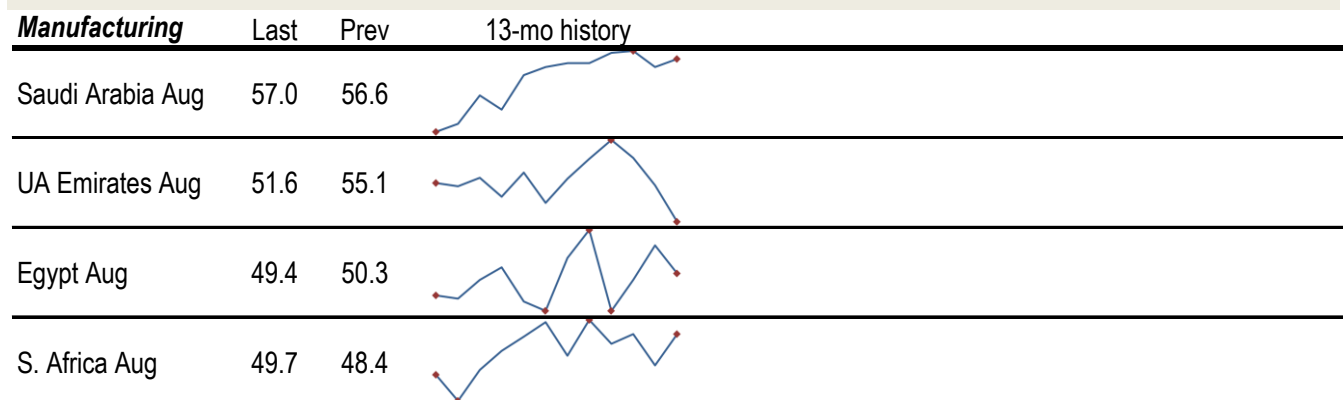
Source: Commonwealth Bank, TrendMacro calculations

## Americas data: at a glance



Source: Markit, TrendMacro calculations

## Middle East/Africa data: at a glance



Source: Markit, TrendMacro calculations