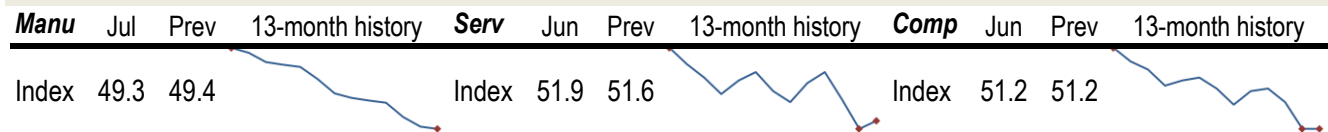


Data Insights: Global PMI

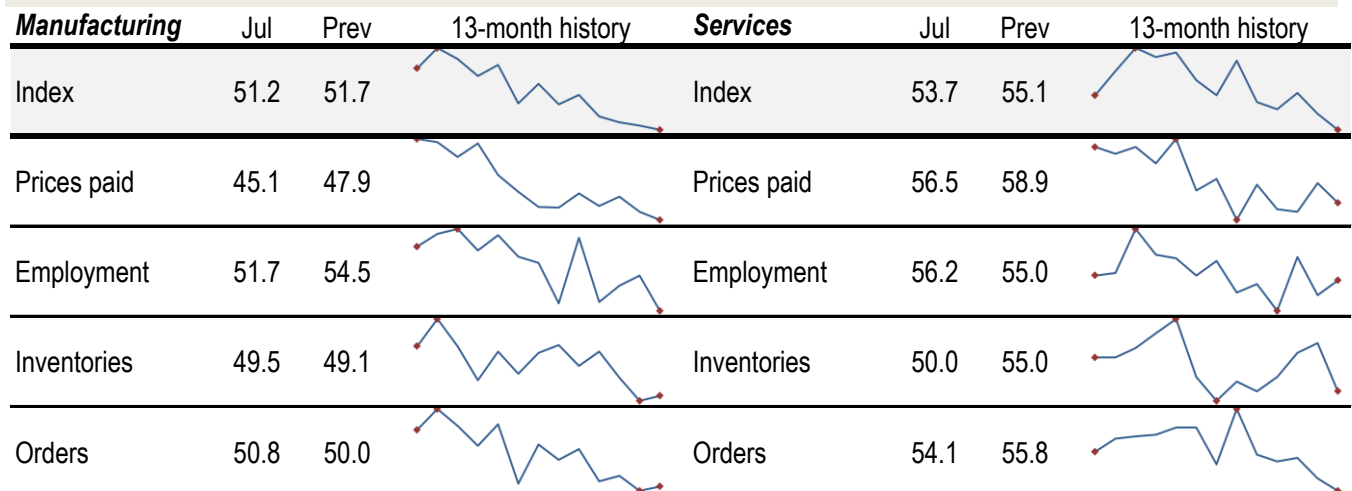
Monday, August 5, 2019

Worldwide aggregate data: at a glance



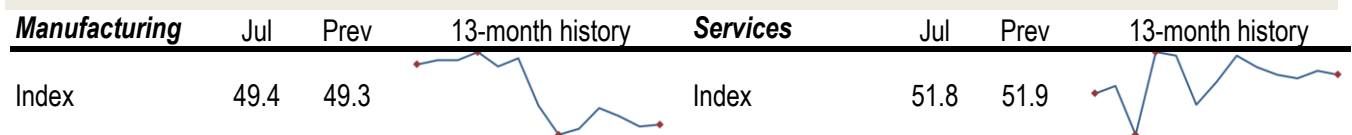
Source: JPMorgan, TrendMacro calculations

US data: at a glance



Source: Institute of Supply Management, TrendMacro calculations

Japan data: at a glance



Source: Markit/Nomura, TrendMacro calculations

For more information contact us:

Donald Luskin: 312 273 6766 don@trendmacro.com
 Thomas Demas: 704 552 3625 tdemas@trendmacro.com

Europe data: at a glance

Manufacturing	Last	Prev	13-month history	Services	Last	Prev	13-month history
Eurozone Jul	46.5	47.6		Eurozone Jul	53.2	53.6	
UK Jul	48.0	48.0		UK Jul	51.4	50.2	
Germany Jul	43.2	45.0		Germany Jul	54.5	55.8	
France Jul	49.7	51.9		France Jul	52.6	52.9	
Italy Jul	48.5	48.4		Italy Jul	51.7	50.5	
Spain Jul	48.2	47.9		Spain Jul	52.9	53.6	
Ireland Jul	48.7	49.8		Ireland Jun	56.9	57.0	
Netherlands Jul	50.7	50.7					
Austria Jul	47.0	47.5					
Greece Jul	54.6	52.4					
Czech Rep Jul	43.1	45.9					

Source: Markit, Various TrendMacro calculations

Eastern Europe data: at a glance

Manufacturing	Last	Prev	13-mo history	Services	Last	Prev	13-mo history
Russia Jul	49.3	48.6		Russia Jul	50.4	49.7	
Poland Jul	47.4	46.7					
Turkey Jul	48.4	47.9					

Source: Markit, TrendMacro calculations

China data: at a glance

Manufacturing				Services			
	Jul	Prev	13-month history		Jul	Prev	13-month history
China	49.7	49.4		China	53.7	54.2	
Prices paid	50.7	49.0					
Employment	47.1	46.9		Employment	48.7	48.2	
Orders	49.8	49.6		Orders	50.4	51.5	

Source: China Federation of Logistics and Purchasing, TrendMacro calculations

Asia data: at a glance

Manufacturing				Services			
	Last	Prev	13-mo history		Last	Prev	13-mo history
Hong Kong Jul	43.8	47.9					
Taiwan Jul	48.1	45.5					
S. Korea Jul	47.3	47.5					
Vietnam Jul	52.6	52.5					
India Jul	52.5	52.1		India Jul	53.8	49.6	
Indonesia Jul	49.6	50.6					
Malaysia Jul	47.6	47.8					

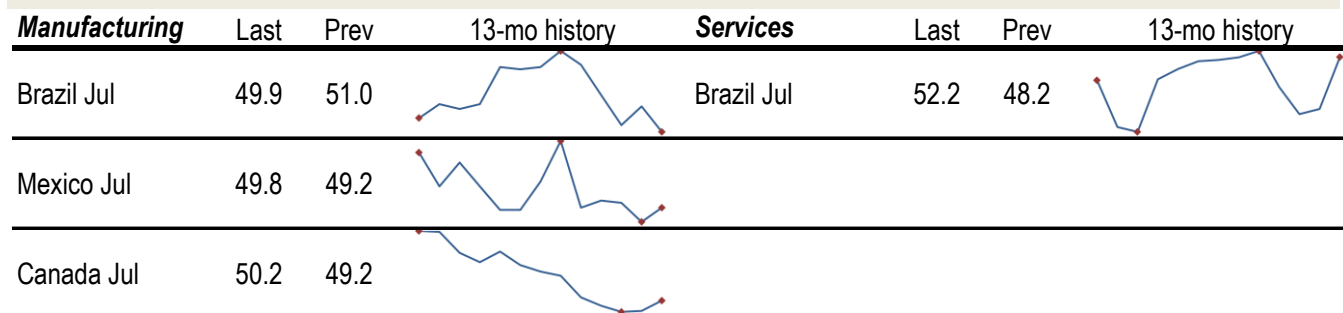
Source: Markit, Nikkei, TrendMacro calculations

Australia data: at a glance

Manufacturing				Services			
	Jul	Prev	13-month history		Jul	Prev	13-month history
Index	51.6	52.0		Index	52.3	52.6	

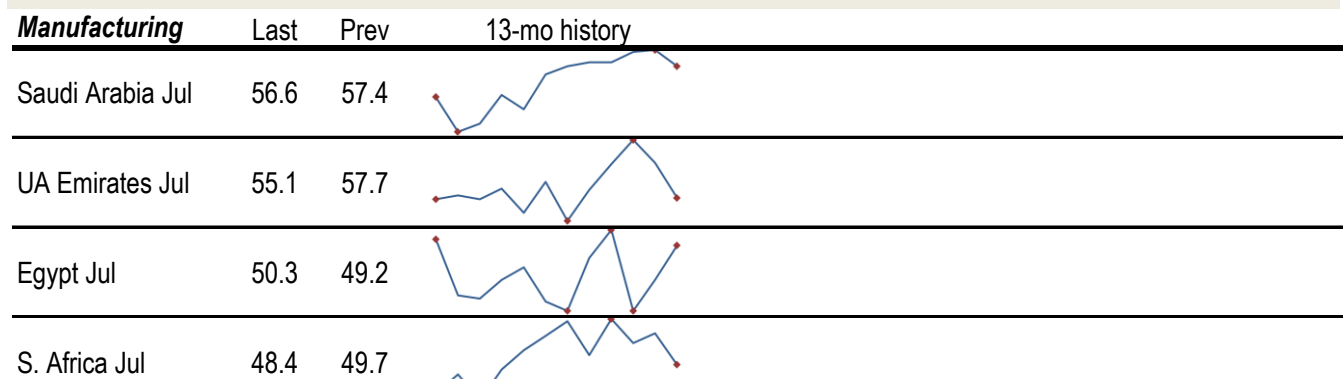
Source: Commonwealth Bank, TrendMacro calculations

Americas data: at a glance



Source: Markit, TrendMacro calculations

Middle East/Africa data: at a glance



Source: Markit, TrendMacro calculations