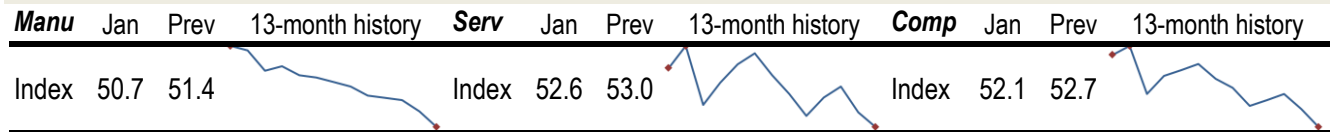


Data Insights: Global PMI

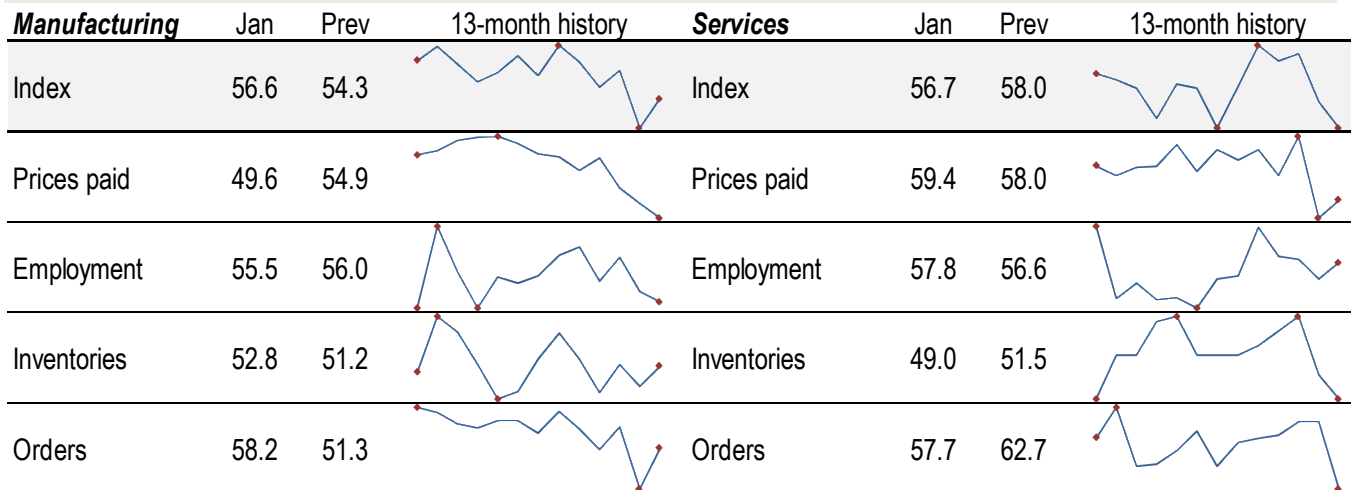
Tuesday, February 5, 2019

Worldwide aggregate data: at a glance



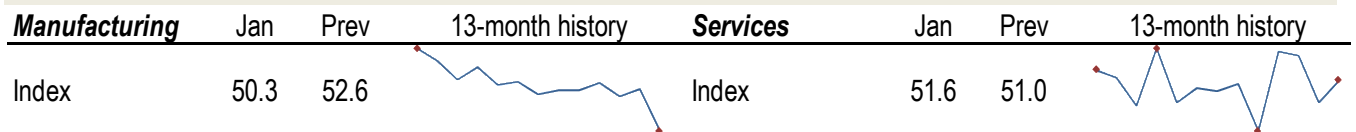
Source: JPMorgan, TrendMacro calculations

US data: at a glance



Source: Institute of Supply Management, TrendMacro calculations

Japan data: at a glance


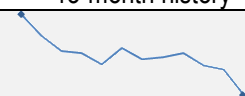
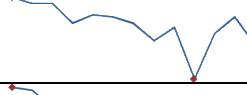
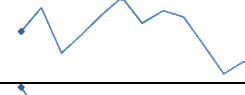
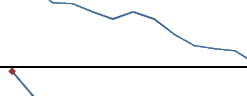

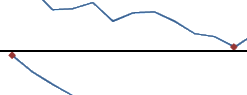
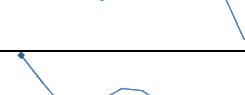
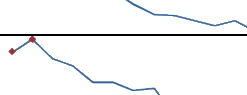
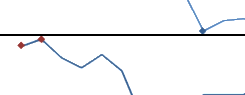


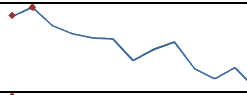

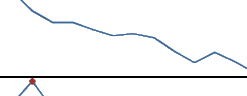

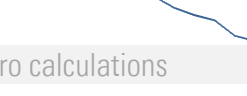
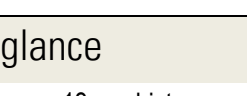


Source: Markit/Nomura, TrendMacro calculations

For more information contact us:

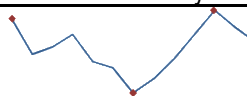
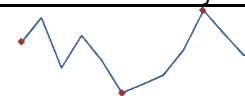
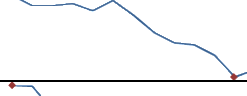

Donald Luskin: 312 273 6766 don@trendmacro.com
 Thomas Demas: 704 552 3625 tdemas@trendmacro.com

Europe data: at a glance

Manufacturing	Last	Prev	13-month history	Services	Last	Prev	13-month history
Eurozone Jan	50.5	51.4		Eurozone Jan	51.2	51.2	
UK Jan	52.8	54.2		UK Jan	50.1	51.2	
Germany Jan	49.7	51.5		Germany Jan	53.0	51.8	
France Jan	51.2	49.7		France Jan	47.8	49.0	
Italy Jan	47.8	49.2		Italy Jan	49.7	50.5	
Spain Jan	52.4	51.1		Spain Jan	54.7	54.0	
Ireland Jan	52.6	54.5		Ireland Jan	54.2	56.3	
Netherlands Jan	55.1	57.2					
Austria Jan	52.7	53.9					
Greece Jan	53.7	53.8					
Czech Rep Jan	49.0	49.7					

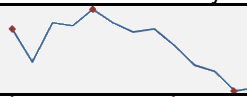
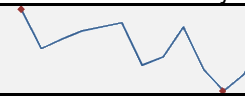
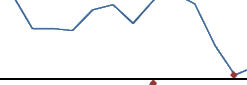




Source: Markit, Various TrendMacro calculations

Eastern Europe data: at a glance

Manufacturing	Last	Prev	13-mo history	Services	Last	Prev	13-mo history
Russia Jan	50.9	51.7		Russia Jan	54.9	54.4	
Poland Jan	48.2	44.2					
Turkey Jan	47.6	44.2					

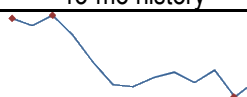
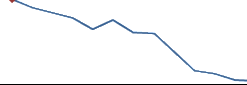
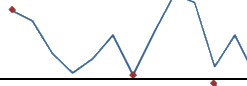
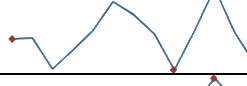
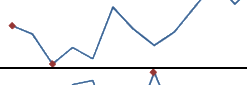

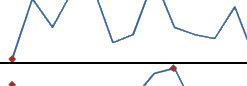

Source: Markit, TrendMacro calculations

China data: at a glance

Manufacturing	Jan	Prev	13-month history	Services	Jan	Prev	13-month history
China	49.5	49.4		China	54.7	53.8	
Prices paid	46.3	44.8					
Employment	47.8	48.0		Employment	48.6	48.5	
Orders	49.6	49.7		Orders	51.0	50.4	


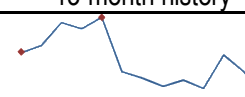
Source: China Federation of Logistics and Purchasing, TrendMacro calculations

Asia data: at a glance

Manufacturing	Last	Prev	13-mo history	Services	Last	Prev	13-mo history
Hong Kong Dec	48.0	47.1					
Taiwan Jan	47.5	47.7					
S. Korea Jan	48.3	49.8					
Vietnam Jan	51.9	53.8					
India Jan	53.9	53.2		India Jan	52.2	53.2	
Indonesia Jan	49.9	51.2					
Malaysia Jan	47.9	46.8					

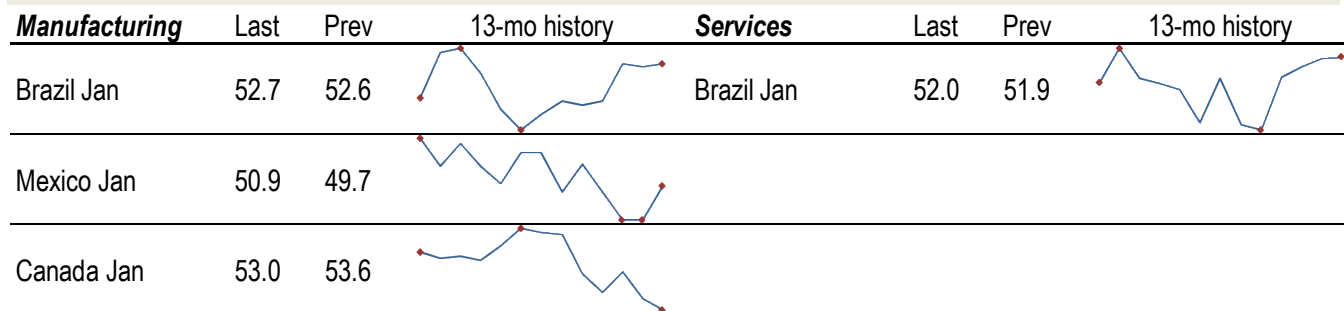
Source: Markit, Nikkei, TrendMacro calculations

Australia data: at a glance

Manufacturing	Jan	Prev	13-month history	Services	Jan	Prev	13-month history
Index	53.9	54.0		Index	51.0	52.7	

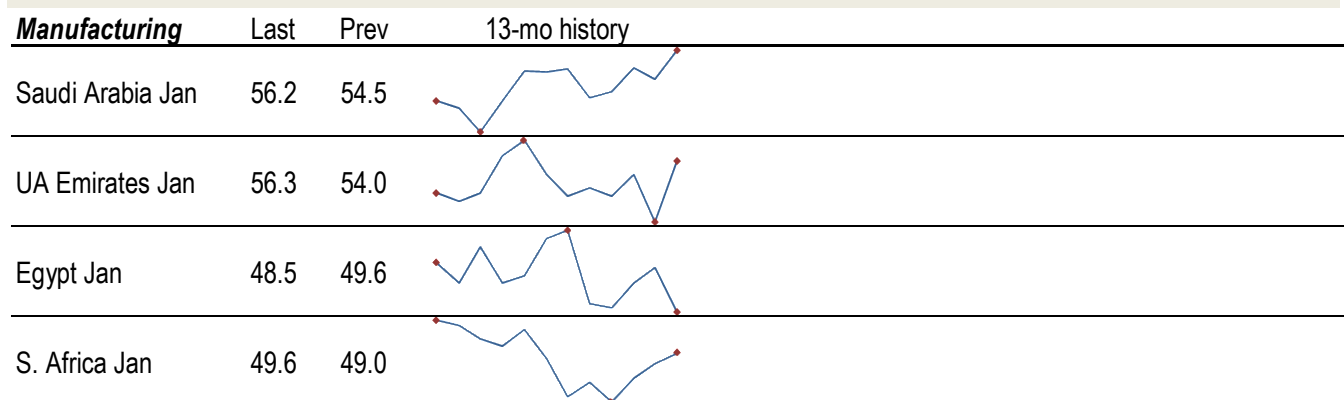
Source: Commonwealth Bank, TrendMacro calculations

Americas data: at a glance



Source: Markit, TrendMacro calculations

Middle East/Africa data: at a glance



Source: Markit, TrendMacro calculations