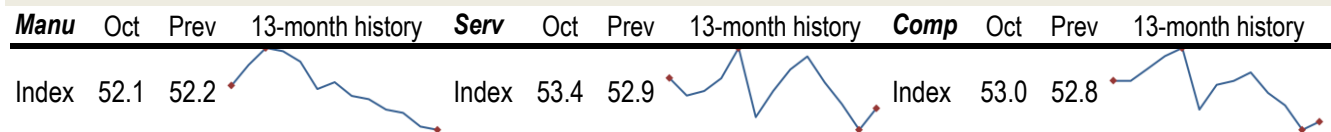


## Data Insights: Global PMI

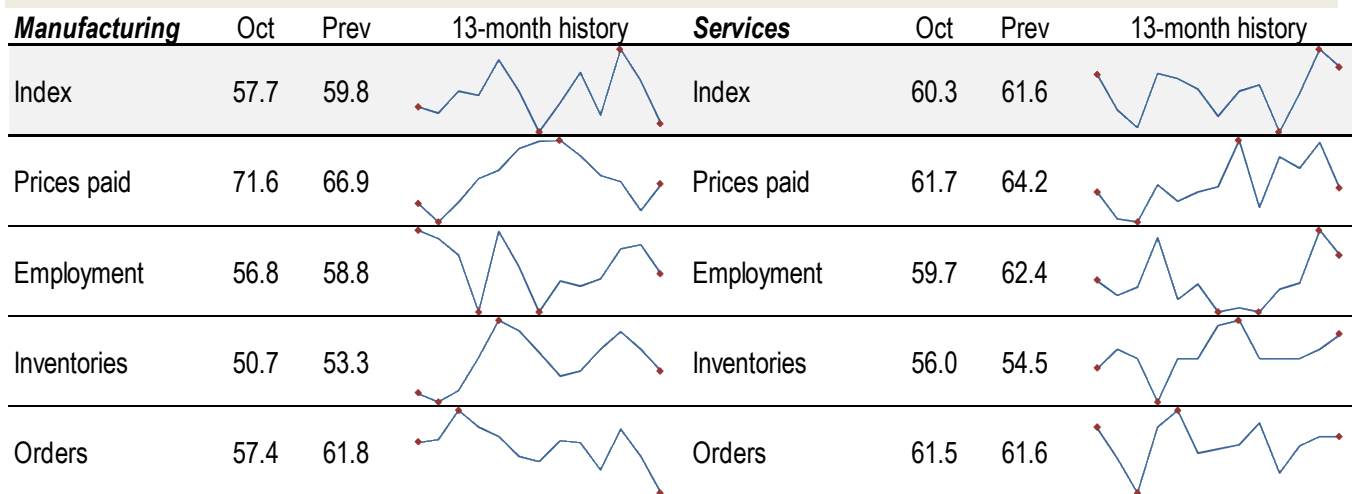
Monday, November 5, 2018

### Worldwide aggregate data: at a glance



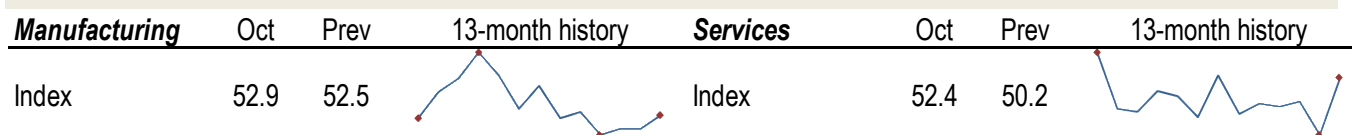
Source: JPMorgan, TrendMacro calculations

### US data: at a glance



Source: Institute of Supply Management, TrendMacro calculations

### Japan data: at a glance



Source: Markit/Nomura, TrendMacro calculations

#### For more information contact us:

Donald Luskin: 312 273 6766 [don@trendmacro.com](mailto:don@trendmacro.com)  
 Thomas Demas: 704 552 3625 [tdemas@trendmacro.com](mailto:tdemas@trendmacro.com)

## Europe data: at a glance

<b>Manufacturing</b>	Last	Prev	13-month history	<b>Services</b>	Last	Prev	13-month history
Eurozone Oct	52.0	53.2		Eurozone Oct	53.7	54.7	
UK Oct	51.1	53.6		UK Oct	52.2	53.9	
Germany Oct	52.2	53.7		Germany Oct	54.7	55.9	
France Oct	51.2	52.5		France Oct	55.3	54.8	
Italy Oct	49.2	50.0		Italy Oct	49.2	53.3	
Spain Oct	51.8	51.4		Spain Oct	54.0	52.5	
Ireland Oct	54.9	56.3		Ireland Oct	57.2	58.7	
Netherlands Oct	57.1	59.8					
Austria Oct	53.8	55.0					
Greece Oct	53.1	53.6					
Czech Rep Oct	52.5	53.4					


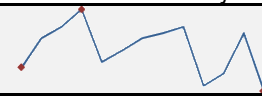
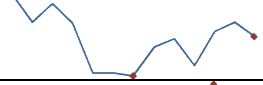
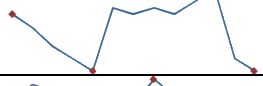
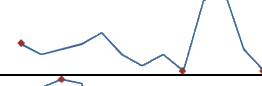


Source: Markit, Various TrendMacro calculations

## Eastern Europe data: at a glance

<b>Manufacturing</b>	Last	Prev	13-mo history	<b>Services</b>	Last	Prev	13-mo history
Russia Oct	51.3	50.0		Russia Oct	56.9	54.7	
Poland Oct	50.4	44.3					
Turkey Oct	50.5	42.7					

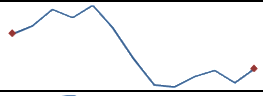
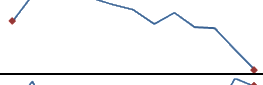
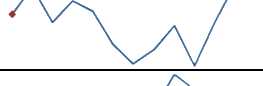

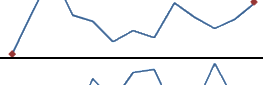
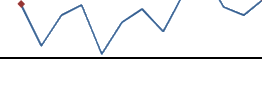


Source: Markit, TrendMacro calculations

## China data: at a glance

<b>Manufacturing</b>	Oct	Prev	13-month history	<b>Services</b>	Oct	Prev	13-month history
China	50.2	50.8		China	53.9	54.9	
Prices paid	58.0	59.8					
Employment	48.1	48.3		Employment	48.9	49.3	
Orders	50.8	52.0		Orders	50.1	51.0	


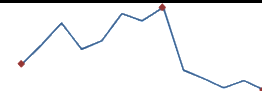
Source: China Federation of Logistics and Purchasing, TrendMacro calculations

## Asia data: at a glance

<b>Manufacturing</b>	Last	Prev	13-mo history	<b>Services</b>	Last	Prev	13-mo history
Hong Kong Oct	48.6	47.9					
Taiwan Oct	48.7	50.8					
S. Korea Oct	51.0	51.3					
Vietnam Oct	53.9	51.5					
India Oct	53.1	52.2		India Oct	52.2	50.9	
Indonesia Oct	50.5	50.7					
Malaysia Oct	49.2	51.5					

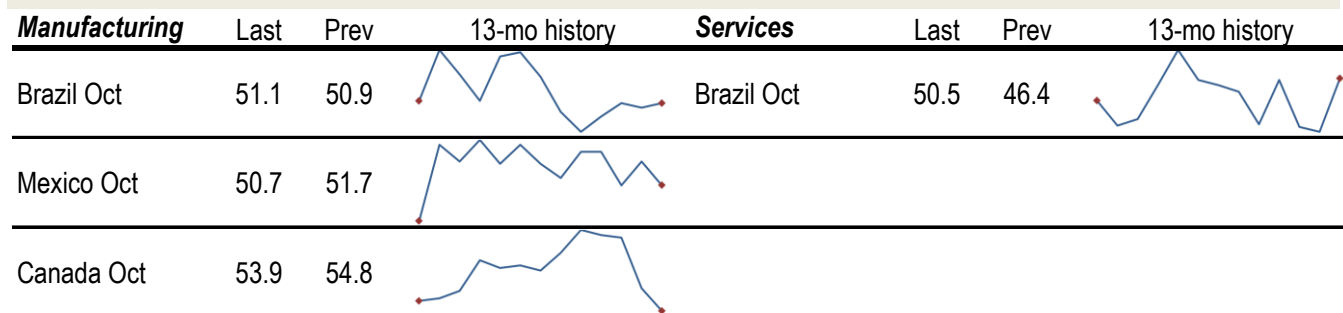
Source: Markit, Nikkei, TrendMacro calculations

## Australia data: at a glance

<b>Manufacturing</b>	Oct	Prev	13-month history	<b>Services</b>	Oct	Prev	13-month history
Index	54.5	54.0		Index	51.7	52.2	

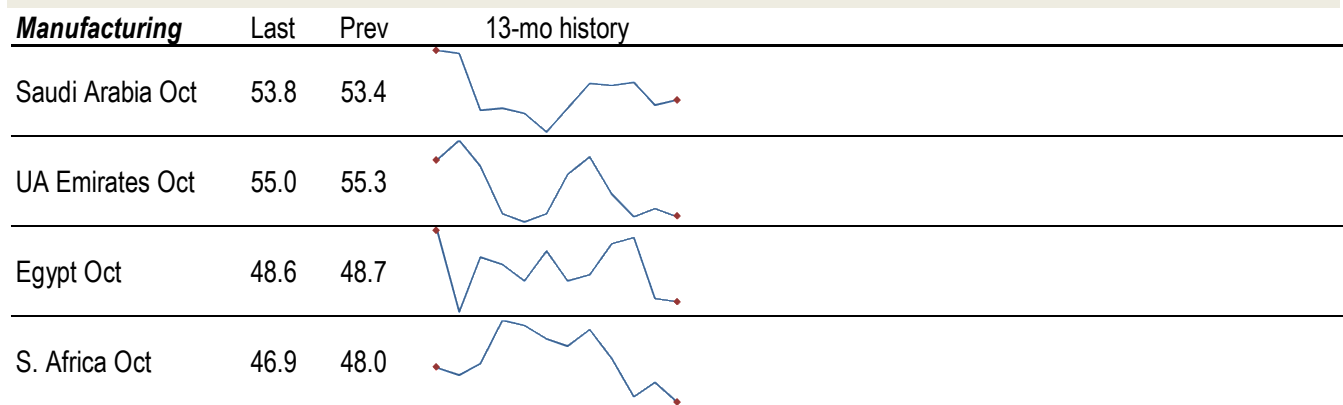
Source: Commonwealth Bank, TrendMacro calculations

## Americas data: at a glance



Source: Markit, TrendMacro calculations

## Middle East/Africa data: at a glance



Source: Markit, TrendMacro calculations