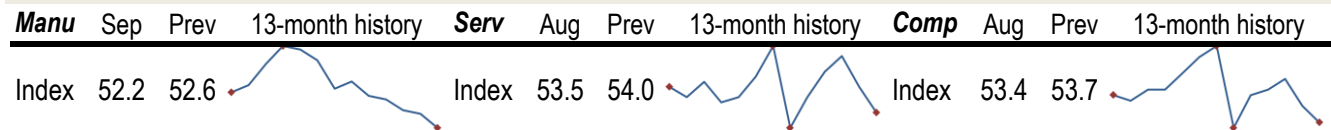


Data Insights: Global PMI

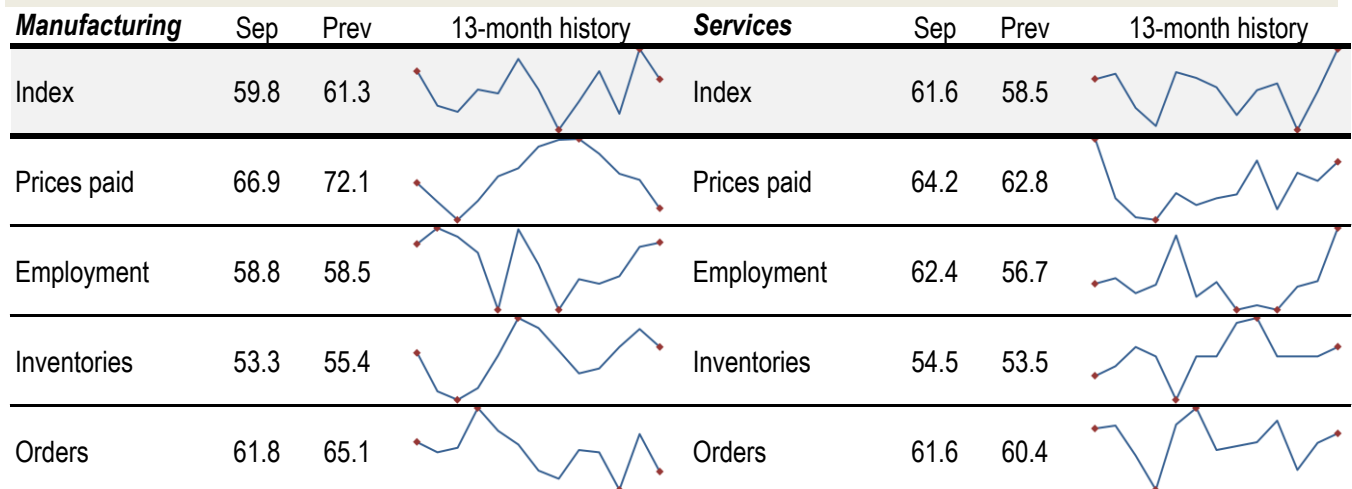
Wednesday, October 3, 2018

Worldwide aggregate data: at a glance



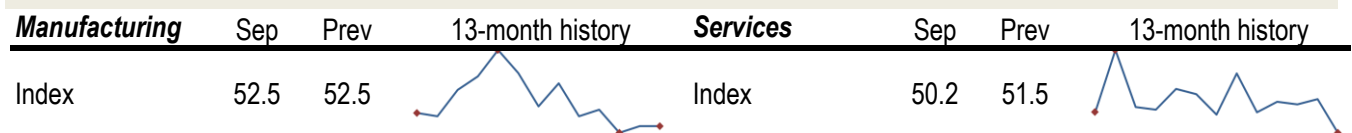
Source: JPMorgan, TrendMacro calculations

US data: at a glance



Source: Institute of Supply Management, TrendMacro calculations

Japan data: at a glance


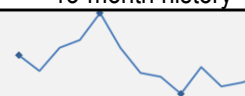

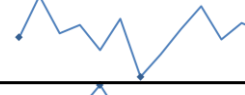
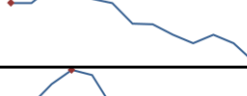

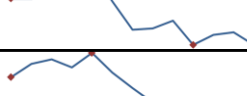
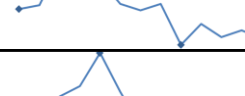
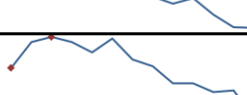
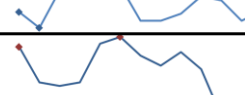

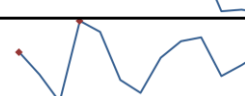
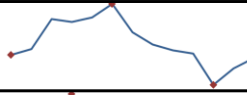


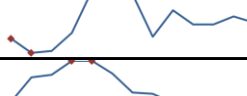
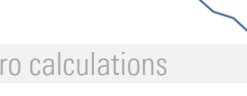
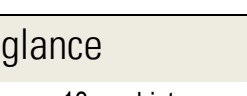


Source: Markit/Nomura, TrendMacro calculations

For more information contact us:

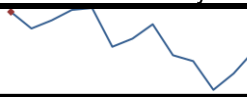



Donald Luskin: 312 273 6766 don@trendmacro.com
 Thomas Demas: 704 552 3625 tdemas@trendmacro.com

Europe data: at a glance

Manufacturing	Last	Prev	13-month history	Services	Last	Prev	13-month history
Eurozone Sep	53.2	54.6		Eurozone Sep	54.7	54.4	
UK Sep	53.8	53.0		UK Sep	53.9	54.3	
Germany Sep	53.7	55.9		Germany Sep	55.9	55.0	
France Sep	52.5	53.5		France Sep	54.8	55.4	
Italy Sep	50.0	50.1		Italy Sep	53.3	52.6	
Spain Sep	51.4	53.0		Spain Sep	52.5	52.7	
Ireland Sep	56.3	57.5		Ireland Sep	58.7	58.0	
Netherlands Sep	59.8	59.1					
Austria Sep	55.0	56.4					
Greece Sep	53.6	53.9					
Czech Rep Sep	53.4	54.9					


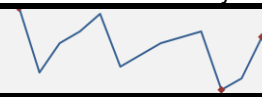
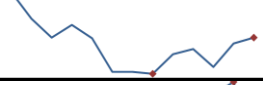




Source: Markit, Various TrendMacro calculations

Eastern Europe data: at a glance

Manufacturing	Last	Prev	13-mo history	Services	Last	Prev	13-mo history
Russia Sep	50.0	48.9		Russia Sep	54.7	53.3	
Poland Sep	50.5	42.7					
Turkey Sep	51.4	46.4					

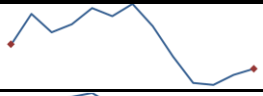
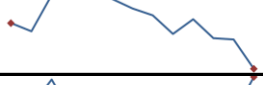
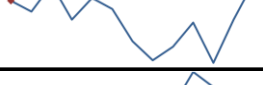
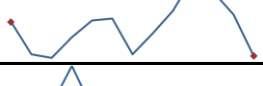
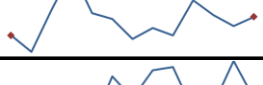



Source: Markit, TrendMacro calculations

China data: at a glance

Manufacturing	Sep	Prev	13-month history	Services	Sep	Prev	13-month history
China	50.8	51.3		China	54.9	54.2	
Prices paid	59.8	58.7					
Employment	48.3	49.4		Employment	49.3	50.4	
Orders	52.0	52.2		Orders	51.0	50.6	


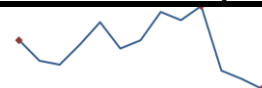
Source: China Federation of Logistics and Purchasing, TrendMacro calculations

Asia data: at a glance

Manufacturing	Last	Prev	13-mo history	Services	Last	Prev	13-mo history
Hong Kong Aug	48.5	48.2					
Taiwan Sep	50.8	53.0					
S. Korea Sep	51.3	49.9					
Vietnam Sep	51.5	53.7					
India Sep	52.2	51.7		India Aug	51.5	54.2	
Indonesia Sep	50.7	51.9					
Malaysia Sep	51.5	51.2					

Source: Markit, Nikkei, TrendMacro calculations

Australia data: at a glance

Manufacturing	Sep	Prev	13-month history	Services	Aug	Prev	13-month history
Index	54.0	53.2		Index	51.8	52.3	

Source: Commonwealth Bank, TrendMacro calculations

Americas data: at a glance

Manufacturing	Last	Prev	13-mo history	Services	Last	Prev	13-mo history
Brazil Sep	50.9	51.1		Brazil Sep	46.4	46.8	
Mexico Sep	51.7	50.7					
Canada Sep	54.8	56.8					

Source: Markit, TrendMacro calculations

Middle East/Africa data: at a glance

Manufacturing	Last	Prev	13-mo history
Saudi Arabia Sep	53.4	55.1	
UA Emirates Sep	55.3	55.0	
Egypt Sep	48.7	50.5	
S. Africa Sep	48.0	47.2	

Source: Markit, TrendMacro calculations