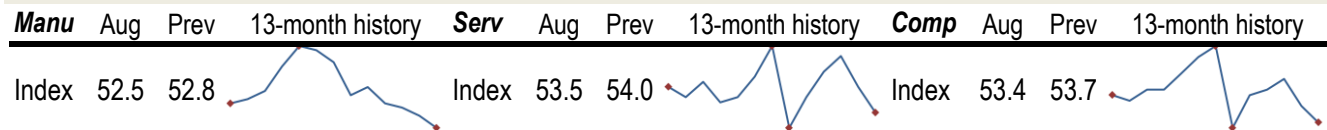


## Data Insights: Global PMI

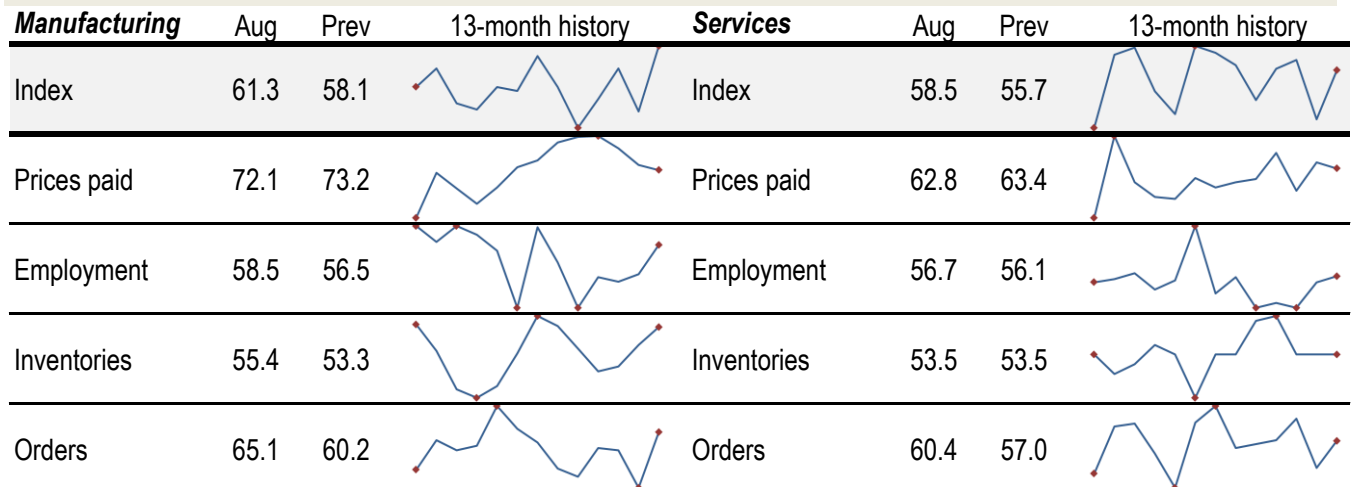
Thursday, September 6, 2018

### Worldwide aggregate data: at a glance



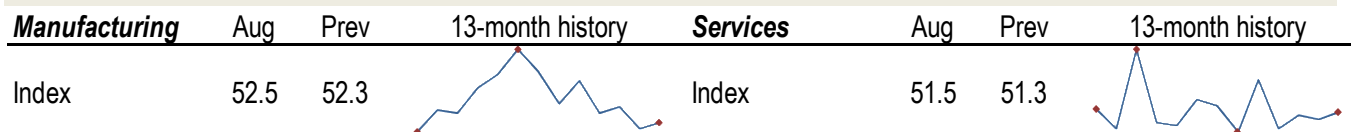
Source: JPMorgan, TrendMacro calculations

### US data: at a glance



Source: Institute of Supply Management, TrendMacro calculations

### Japan data: at a glance

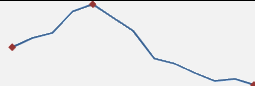

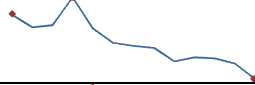

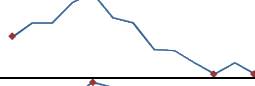
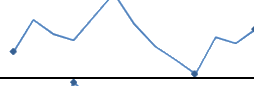
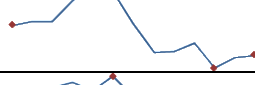
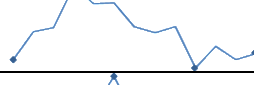

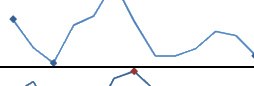
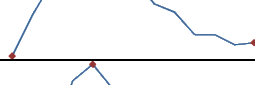
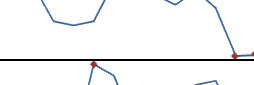
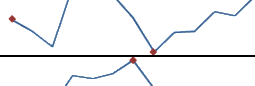
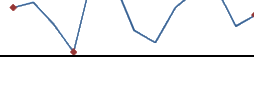
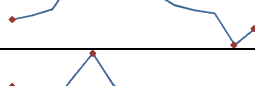
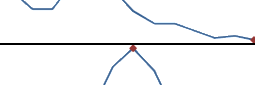
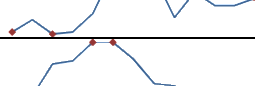



Source: Markit/Nomura, TrendMacro calculations

#### For more information contact us:


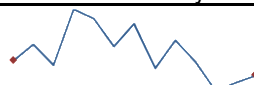
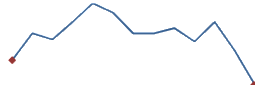
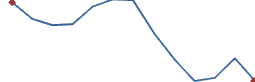
Donald Luskin: 312 273 6766 [don@trendmacro.com](mailto:don@trendmacro.com)  
 Thomas Demas: 704 552 3625 [tdemas@trendmacro.com](mailto:tdemas@trendmacro.com)

## Europe data: at a glance

<b>Manufacturing</b>	Last	Prev	13-month history	<b>Services</b>	Last	Prev	13-month history
Eurozone Aug	54.6	55.1		Eurozone Aug	54.4	54.2	
UK Aug	52.8	53.8		UK Aug	54.3	53.5	
Germany Aug	55.9	56.9		Germany Aug	55.0	54.1	
France Aug	53.5	53.3		France Aug	55.4	54.9	
Italy Aug	50.1	51.5		Italy Aug	52.6	54.0	
Spain Aug	53.0	52.9		Spain Aug	52.7	52.6	
Ireland Aug	57.5	56.3		Ireland Aug	58.0	57.4	
Netherlands Aug	59.1	58.0					
Austria Aug	56.4	56.8					
Greece Aug	53.9	53.5					
Czech Rep Aug	54.9	55.4					

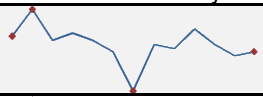
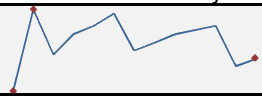
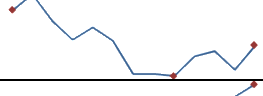

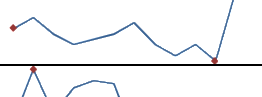


Source: Markit, Various TrendMacro calculations

## Eastern Europe data: at a glance

<b>Manufacturing</b>	Last	Prev	13-mo history	<b>Services</b>	Last	Prev	13-mo history
Russia Aug	48.9	48.1		Russia Aug	53.3	52.8	
Poland Aug	51.4	46.4					
Turkey Aug	52.9	49.0					


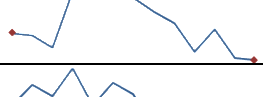




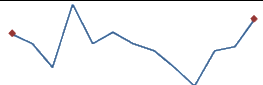

Source: Markit, TrendMacro calculations

## China data: at a glance

<b>Manufacturing</b>	Aug	Prev	13-month history	<b>Services</b>	Aug	Prev	13-month history
China	51.3	51.2		China	54.2	54.0	
Prices paid	58.7	54.3					
Employment	49.4	49.2		Employment	50.4	50.2	
Orders	52.2	52.3		Orders	50.6	51.0	



Source: China Federation of Logistics and Purchasing, TrendMacro calculations

## Asia data: at a glance

<b>Manufacturing</b>	Last	Prev	13-mo history	<b>Services</b>	Last	Prev	13-mo history
Hong Kong Aug	48.5	48.2					
Taiwan Aug	53.0	53.1					
S. Korea Aug	49.9	48.3					
Vietnam Aug	53.7	54.9					
India Aug	51.7	52.3		India Aug	51.5	54.2	
Indonesia Aug	51.9	50.5					
Malaysia Aug	51.2	49.7					

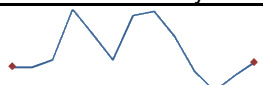
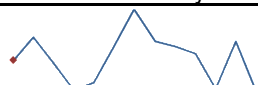
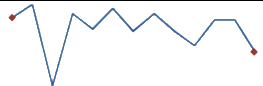

Source: Markit, Nikkei, TrendMacro calculations

## Australia data: at a glance

<b>Manufacturing</b>	Aug	Prev	13-month history	<b>Services</b>	Aug	Prev	13-month history
Index	53.2	52.4		Index	51.8	52.3	

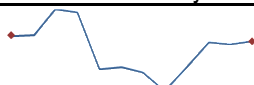
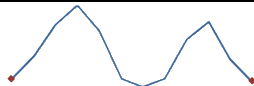


Source: Commonwealth Bank, TrendMacro calculations

## Americas data: at a glance

<b>Manufacturing</b>				<b>Services</b>			
	Last	Prev	13-mo history		Last	Prev	13-mo history
Brazil Aug	51.1	50.5		Brazil Aug	46.8	50.4	
Mexico Aug	50.7	52.1					
Canada Aug	56.8	56.9					

Source: Markit, TrendMacro calculations

## Middle East/Africa data: at a glance

<b>Manufacturing</b>			
	Last	Prev	13-mo history
Saudi Arabia Aug	55.1	54.9	
UA Emirates Aug	55.0	55.8	
Egypt Aug	50.5	50.3	
S. Africa Aug	47.2	49.3	

Source: Markit, TrendMacro calculations