




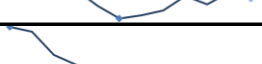



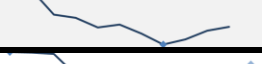





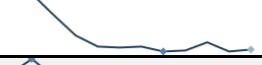
















Data Insights: Unconventional Consumer Price Indices

Friday, January 12, 2018

Today's unconventional CPI data: what you need to know

	12-mo YOY	3-mo ann	1-mo ann	12 / 3 / 1-mo	12-mo YOY history
<i>All items</i>	+2.1%	+2.6%	+1.8%		
<i>Core</i>	+1.8%	+2.5%	+3.4%		
All items NSA	+2.1%	-0.5%	-0.7%		
Core NSA	+1.8%	+1.0%	+0.3%		
PCE deflator Nov	+1.8%	+3.1%	+2.8%		
Core PCE deflator Nov	+1.5%	+1.8%	+0.9%		
Median CPI	+2.4%	+3.2%	+3.5%		
Trimmed mean CPI	+1.9%	+2.5%	+2.8%		
Sticky CPI	+2.2%	+2.5%	+3.2%		
Sticky core CPI	+2.1%	+2.5%	+3.2%		
Flexible CPI	+2.5%	+3.1%	-1.5%		
Flexible core CPI	-0.1%	+2.3%	+4.7%		
Underlying, prices Nov	+2.2%				
Underlying, all Nov	+3.0%				
	YOY change	3-mo	1-mo	12 / 3 / 1-mo	12-mo YOY history
ISM Manu prices paid	+4	-3	+4		
ISM Services prices paid	+5	-6	+0		

Source: BLS, BEA, ISM, Cleveland Fed, Atlanta Fed, New York Fed, TrendMacro calculations

For more information contact us:

Donald Luskin: 312 273 6766 don@trendmacro.com
Thomas Demas: 704 552 3625 tdemas@trendmacro.com