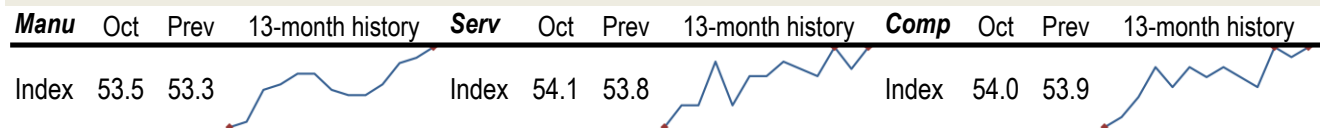


Data Insights: Global PMI

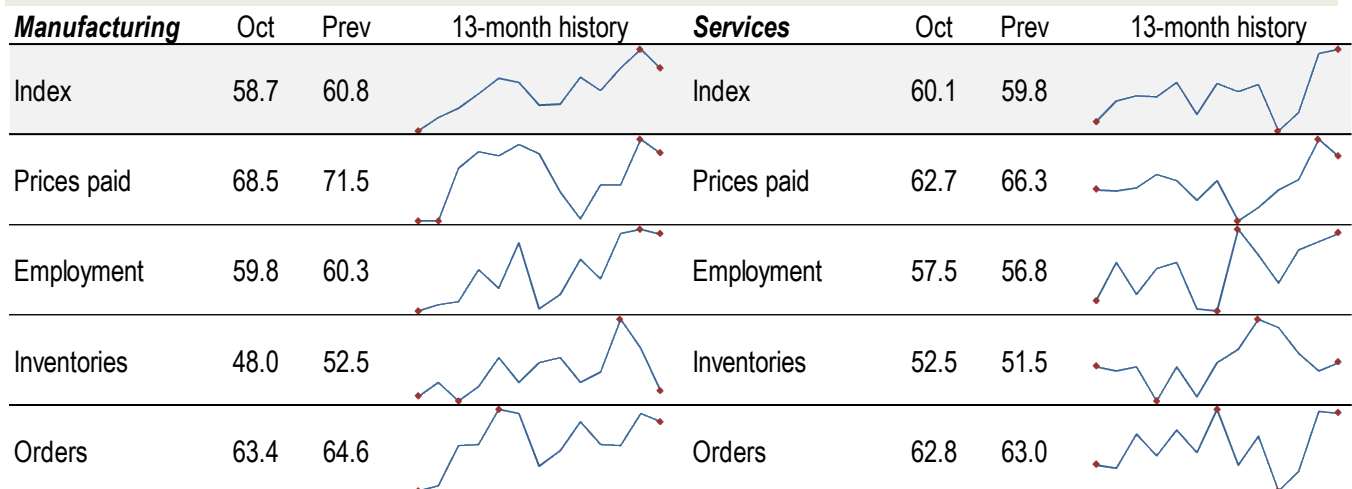
Friday, November 3, 2017

Worldwide aggregate data: at a glance



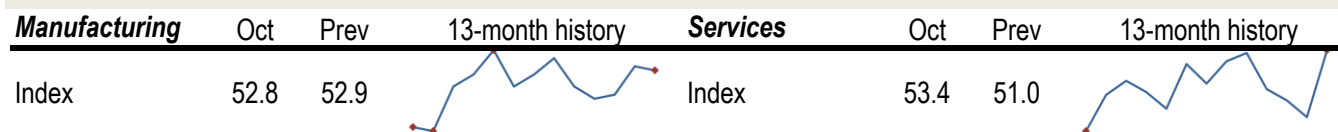
Source: JPMorgan, TrendMacro calculations

US data: at a glance



Source: Institute of Supply Management, TrendMacro calculations

Japan data: at a glance






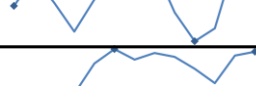

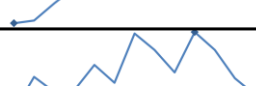
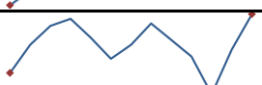
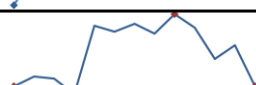

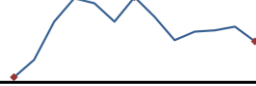


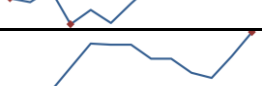

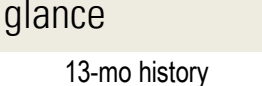


Source: Markit/Nomura, TrendMacro calculations

For more information contact us:





Donald Luskin: 312 273 6766 don@trendmacro.com
Thomas Demas: 704 552 3625 tdemas@trendmacro.com

Europe data: at a glance

Manufacturing	Last	Prev	13-month history	Services	Last	Prev	13-month history
Eurozone Oct	58.5	58.1		Eurozone Oct	55.0	55.8	
UK Oct	56.3	56.0		UK Oct	55.6	53.6	
Germany Oct	60.6	60.6		Germany Oct	54.7	55.6	
France Oct	56.1	56.1		France Oct	57.3	57.0	
Italy Oct	57.8	56.3		Italy Oct	52.1	53.2	
Spain Oct	55.8	54.3		Spain Oct	54.6	56.7	
Ireland Oct	54.4	55.4		Ireland Oct	57.5	58.7	
Netherlands Oct	60.4	60.0					
Austria Oct	59.4	59.4					
Greece Oct	52.1	52.8					
Czech Rep Oct	58.5	56.6					

Source: Markit, Various TrendMacro calculations

Eastern Europe data: at a glance

Manufacturing	Last	Prev	13-mo history	Services	Last	Prev	13-mo history
Russia Oct	51.1	51.9		Russia Oct	53.9	55.2	
Poland Oct	53.4	52.8					
Turkey Oct	53.7	53.5					

Source: Markit, TrendMacro calculations

China data: at a glance

Manufacturing	Oct	Prev	13-month history	Services	Oct	Prev	13-month history
China	51.6	52.4		China	54.3	55.4	
Prices paid	63.4	68.4					
Employment	49.0	49.0		Employment	49.4	49.7	
Orders	52.9	54.8		Orders	51.1	52.3	

Source: China Federation of Logistics and Purchasing, TrendMacro calculations

Asia data: at a glance

Manufacturing	Last	Prev	13-mo history	Services	Last	Prev	13-mo history
Hong Kong Oct	50.3	51.2					
Taiwan Oct	53.6	54.2					
S. Korea Oct	50.2	50.6					
Vietnam Oct	51.6	53.3					
India Oct	50.3	51.2		India Oct	51.7	50.7	
Indonesia Oct	50.1	50.4					





Source: Markit, TrendMacro calculations

Americas data: at a glance

Manufacturing	Last	Prev	13-mo history	Services	Last	Prev	13-mo history
Brazil Oct	51.2	50.9		Brazil Oct	48.8	50.7	
Mexico Oct	49.2	52.8					
Canada Oct	54.3	55.0					

Source: Markit, TrendMacro calculations

Middle East/Africa data: at a glance

Manufacturing	Last	Prev	13-mo history
Saudi Arabia Oct	55.6	55.5	
UA Emirates Oct	55.9	55.1	
Egypt Oct	48.4	47.4	
S. Africa Oct	49.6	48.5	

Source: Markit, TrendMacro calculations