














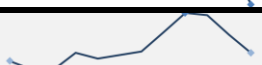














Data Insights: Unconventional Consumer Price Indices

Friday, May 12, 2017

Today's unconventional CPI data: what you need to know

	12-mo YOY	3-mo ann	1-mo ann	12 / 3 / 1-mo	12-mo YOY history
<i>All items</i>	+2.2%	<i>unch</i>	+2.0%		
<i>Core</i>	+1.9%	+0.6%	+0.9%		
All items NSA	+2.2%	+2.8%	+3.6%		
Core NSA	+1.9%	+2.5%	+1.7%		
PCE deflator Mar	+1.8%	+1.3%	-2.7%		
Core PCE deflator Mar	+1.6%	+1.4%	-1.6%		
Median CPI	+2.4%	+1.9%	+1.4%		
Trimmed mean CPI	+2.0%	+1.2%	+1.0%		
Sticky CPI	+2.2%	+1.1%	+0.7%		
Sticky core CPI	+2.3%	+1.0%	+0.6%		
Flexible CPI	+2.3%	-2.4%	+5.7%		
<i>Flexible core CPI</i>	+0.0%	-1.2%	+2.5%		
	YOY change	3-mo	1-mo	12 / 3 / 1-mo	12-mo YOY history
ISM Manu prices paid	+10	-1	-2		
ISM Services prices paid	+4	-1	+4		

Source: BLS, BEA, ISM, Cleveland Fed, Atlanta Fed, PriceStats TrendMacro calculations

For more information contact us:

Donald Luskin: 312 273 6766 don@trendmacro.com
Thomas Demas: 704 552 3625 tdemas@trendmacro.com