
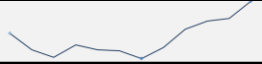















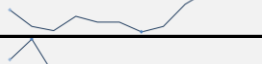












Data Insights: Unconventional Consumer Price Indices

Wednesday, January 18, 2017

Today's unconventional CPI data: what you need to know

	12-mo YOY	3-mo ann	1-mo ann	12 / 3 / 1-mo	12-mo YOY history
<i>All items</i>	+2.1%	+3.4%	+3.4%		
<i>Core</i>	+2.2%	+0.6%	-0.4%		
<i>All items NSA</i>	+2.1%	+0.0%	+0.4%		
<i>Core NSA</i>	+2.2%	+0.6%	-0.4%		
<i>PCE deflator Nov</i>	+1.4%	+2.1%	+0.5%		
<i>Core PCE deflator Nov</i>	+1.6%	+1.0%	+0.1%		
<i>Median CPI</i>	+2.6%	+2.3%	+2.5%		
<i>Trimmed mean CPI</i>	+2.2%	+2.2%	+2.5%		
<i>Sticky CPI</i>	+2.6%	+2.4%	+3.0%		
<i>Sticky core CPI</i>	+2.6%	+2.5%	+3.2%		
<i>Flexible CPI</i>	+1.3%	+6.5%	+4.5%		
<i>Flexible core CPI</i>	-0.1%	+0.6%	+1.1%		
	YOY change	3-mo	1-mo	12 / 3 / 1-mo	12-mo YOY history
<i>ISM Manu prices paid</i>	+32	+13	+11		
<i>ISM Services prices paid</i>	+6	+3	+1		

Source: BLS, BEA, ISM, Cleveland Fed, Atlanta Fed, PriceStats TrendMacro calculations

For more information contact us:

Donald Luskin: 312 273 6766 don@trendmacro.com
Thomas Demas: 704 552 3625 tdemas@trendmacro.com