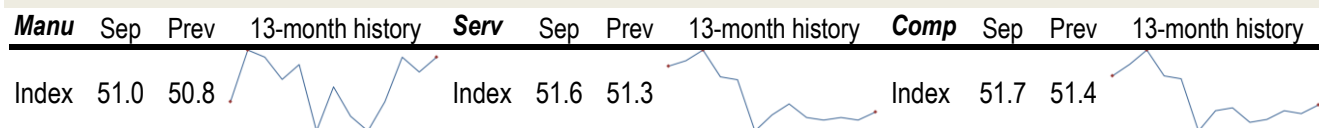


Data Insights: Global PMI

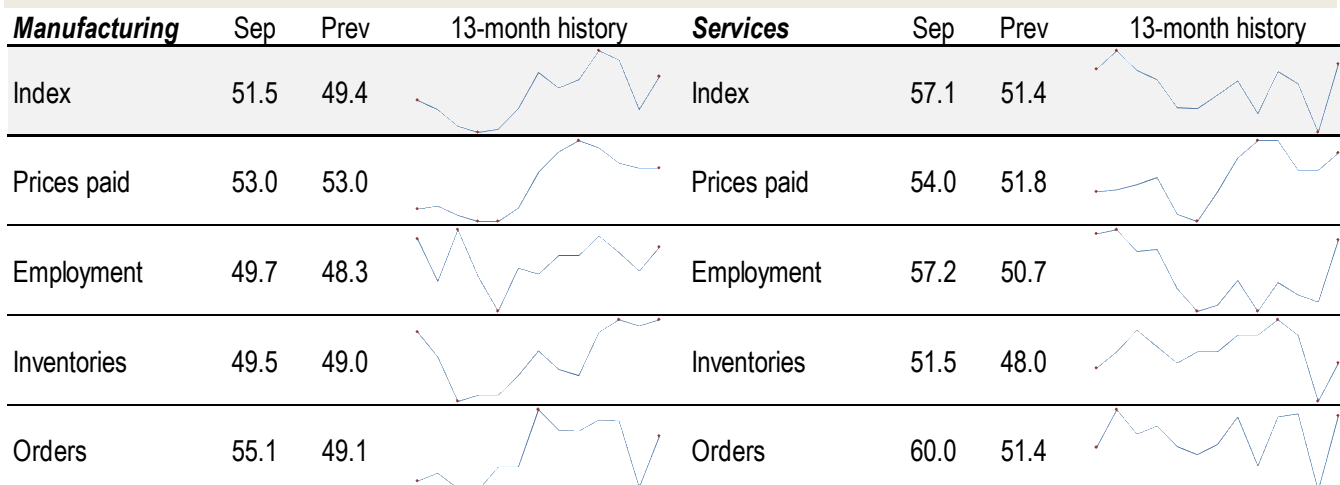
Wednesday, October 5, 2016

Worldwide aggregate data: at a glance



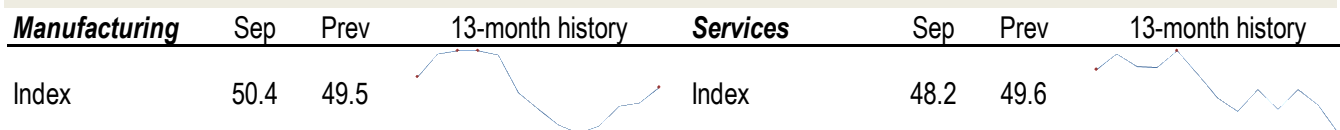
Source: JPMorgan, TrendMacro calculations

US data: at a glance



Source: Institute of Supply Management, TrendMacro calculations

Japan data: at a glance


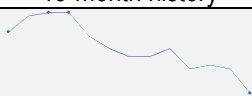
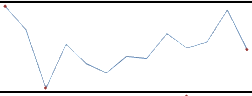
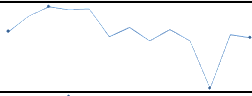
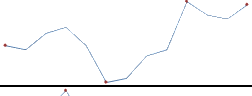
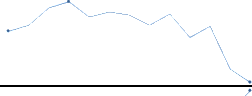
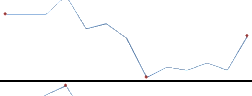
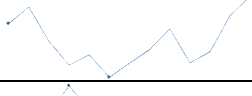
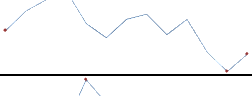
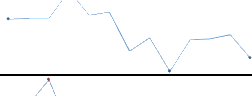
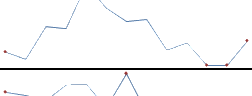
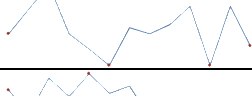
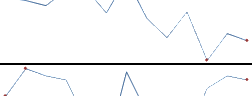

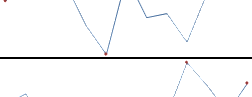
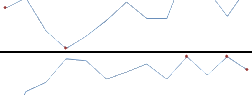
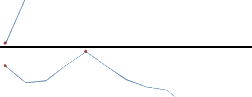
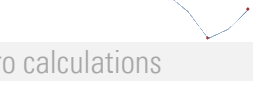


Source: Markit/Nomura, TrendMacro calculations

For more information contact us:

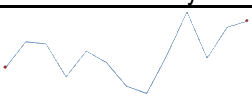
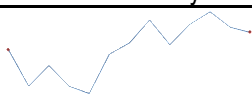
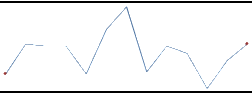
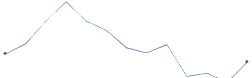
Donald Luskin: 312 273 6766 don@trendmacro.com
Thomas Demas: 704 552 3625 tdemas@trendmacro.com

Europe data: at a glance

Manufacturing	Last	Prev	13-month history	Services	Last	Prev	13-month history
Eurozone Sep	52.6	51.7		Eurozone Sep	52.2	52.8	
UK Sep	55.4	53.4		UK Sep	52.6	52.9	
Germany Sep	54.3	53.6		Germany Sep	50.9	51.7	
France Sep	49.7	48.3		France Sep	53.3	52.3	
Italy Sep	51.0	49.8		Italy Sep	50.7	52.3	
Spain Sep	52.3	51.0		Spain Sep	54.7	56.0	
Ireland Sep	51.3	51.7		Ireland Sep	56.2	59.7	
Netherlands Sep	53.4	53.5					
Austria Sep	53.5	52.1					
Greece Sep	49.2	50.4					
Czech Rep Sep	52.0	50.1					



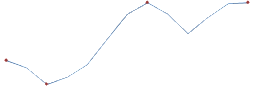


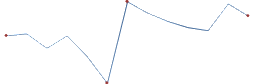
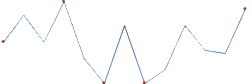
Source: Markit, Various TrendMacro calculations

Eastern Europe data: at a glance

Manufacturing	Last	Prev	13-mo history	Services	Last	Prev	13-mo history
Russia Sep	51.1	50.8		Russia Sep	53.0	53.5	
Poland Sep	52.2	48.3					
Turkey Sep	51.5	47.0					


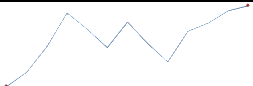
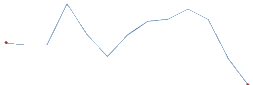


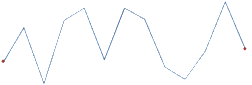

Source: Markit, TrendMacro calculations

China data: at a glance

Manufacturing	Sep	Prev	13-month history	Services	Sep	Prev	13-month history
China	50.4	50.4		China	53.7	53.5	
Prices paid	57.5	57.2					
Employment	48.6	48.4		Employment	49.7	49.1	
Orders	50.9	51.3		Orders	51.4	49.8	



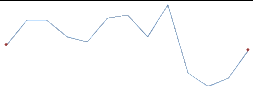

Source: China Federation of Logistics and Purchasing, TrendMacro calculations

Asia data: at a glance

Manufacturing	Last	Prev	13-mo history	Services	Last	Prev	13-mo history
Hong Kong Sep	49.3	49.0					
Taiwan Sep	52.2	51.8					
S. Korea Sep	47.6	48.6					
Vietnam Sep	52.9	52.2					
India Sep	52.1	52.6		India Sep	52	54.7	
Indonesia Sep	50.9	50.4					


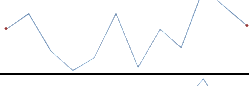
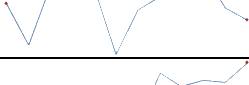

Source: Markit, TrendMacro calculations

Americas data: at a glance

Manufacturing	Last	Prev	13-mo history	Services	Last	Prev	13-mo history
Brazil Sep	46.0	45.7		Brazil Sep	45.3	42.7	
Mexico Sep	51.9	50.9					
Canada Sep	50.3	51.1					

Source: Markit, TrendMacro calculations

Middle East/Africa data: at a glance

Manufacturing	Last	Prev	13-mo history
Saudi Arabia Sep	55.3	56.6	
UA Emirates Sep	54.1	54.7	
Egypt Sep	46.3	47.0	
S. Africa Sep	50.7	49.8	

Source: Markit, TrendMacro calculations