








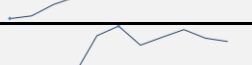











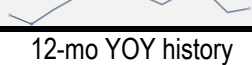








## Data Insights: Unconventional Consumer Price Indices

Friday, September 16, 2016

### Today's unconventional CPI data: what you need to know

	12-mo YOY	3-mo ann	1-mo ann	12 / 3 / 1-mo	12-mo YOY history
<i>All items</i>	+1.1%	+1.5%	+2.4%		
<i>Core</i>	+2.3%	+2.1%	+3.1%		
<i>All items NSA</i>	+1.1%	+1.0%	+1.0%		
<i>Core NSA</i>	+2.3%	+1.2%	+2.5%		
<i>PCE deflator Jul</i>	+0.8%	+1.1%	unch		
<i>Core PCE deflator Jul</i>	+1.6%	+1.4%	+1.1%		
<i>Median CPI</i>	+2.6%	+2.4%	+2.4%		
<i>Trimmed mean CPI</i>	+2.1%	+2.1%	+2.6%		
<i>Sticky CPI</i>	+2.7%	+2.8%	+3.4%		
<i>Sticky core CPI</i>	+2.7%	+2.8%	+3.5%		
<i>Flexible CPI</i>	-2.6%	-1.7%	-0.2%		
<i>Flexible core CPI</i>	-0.1%	-2.0%	+1.0%		
	YOY change	3-mo	1-mo	12 / 3 / 1-mo	12-mo YOY history
<i>ISM Manu prices paid</i>	+14	-11	-2		
<i>ISM Services prices paid</i>	+1	-4	-0		

Source: BLS, BEA, ISM, Cleveland Fed, Atlanta Fed, PriceStats TrendMacro calculations

#### For more information contact us:

Donald Luskin: 312 273 6766 [don@trendmacro.com](mailto:don@trendmacro.com)

Thomas Demas: 704 552 3625 [tdemas@trendmacro.com](mailto:tdemas@trendmacro.com)