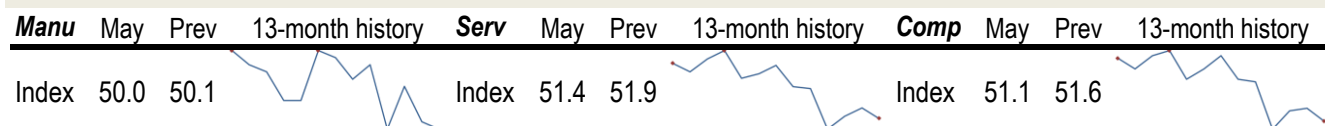


Data Insights: Global PMI

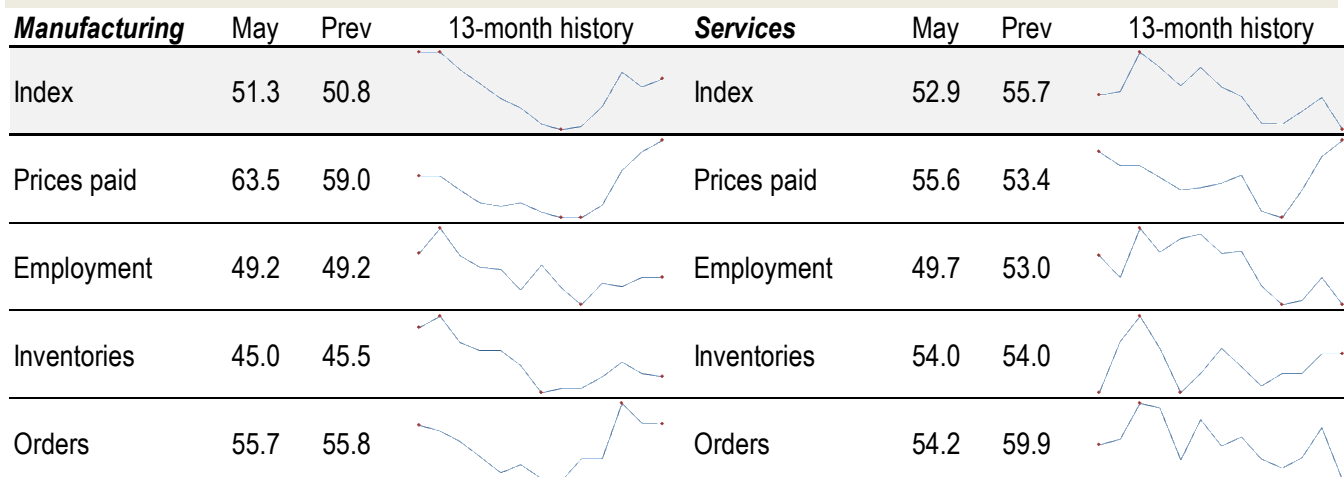
Friday, June 3, 2016

Worldwide aggregate data: at a glance



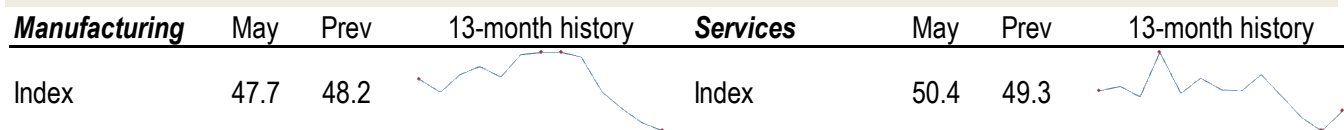
Source: JPMorgan, TrendMacro calculations

US data: at a glance



Source: Institute of Supply Management, TrendMacro calculations

Japan data: at a glance

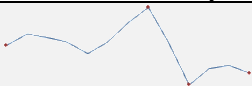
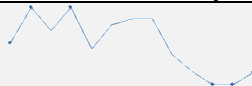
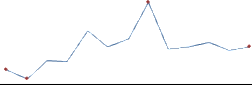
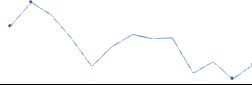
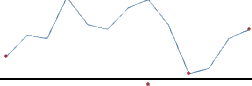
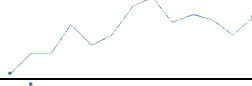
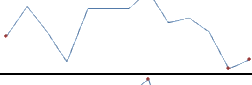
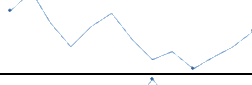
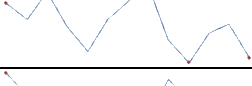

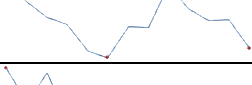
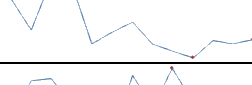
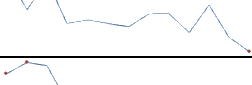
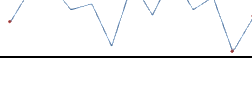

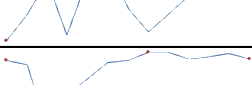
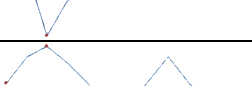



Source: Markit/Nomura, TrendMacro calculations

For more information contact us:

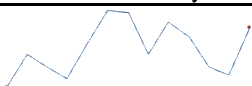
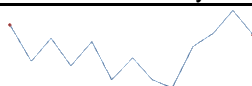
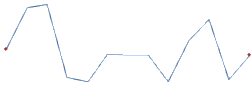
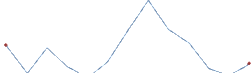
Donald Luskin: 312 273 6766 don@trendmacro.com
 Thomas Demas: 704 552 3625 tdemas@trendmacro.com

Europe data: at a glance

Manufacturing	Last	Prev	13-month history	Services	Last	Prev	13-month history
Eurozone May	51.5	51.7		Eurozone May	53.3	53.1	
UK May	50.1	49.4		UK May	53.5	52.3	
Germany May	52.1	51.8		Germany May	55.2	54.5	
France May	48.4	48.0		France May	51.6	50.6	
Italy May	52.4	53.9		Italy May	49.8	52.1	
Spain May	51.8	53.5		Spain May	55.4	55.1	
Ireland May	51.5	52.6		Ireland May	61.7	59.8	
Netherlands May	52.7	52.6					
Austria May	52.0	52.0					
Greece May	48.4	49.7					
Czech Rep May	53.3	53.6					

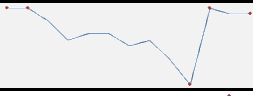
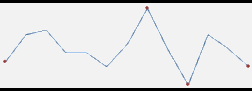
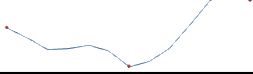
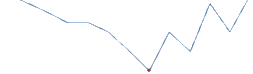

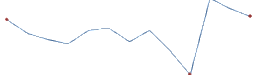

Source: Markit, Various TrendMacro calculations

Eastern Europe data: at a glance

Manufacturing	Last	Prev	13-mo history	Services	Last	Prev	13-mo history
Russia May	49.6	48.0		Russia May	51.8	54.2	
Poland May	52.1	49.4					
Turkey May	51.0	48.9					

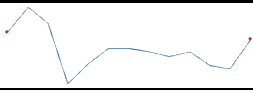
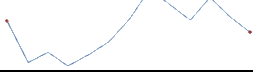


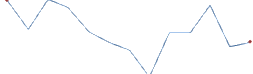


Source: Markit, TrendMacro calculations

China data: at a glance

Manufacturing	May	Prev	13-month history	Services	May	Prev	13-month history
China	50.1	50.1		China	53.1	53.5	
Prices paid	55.3	57.6					
Employment	48.2	47.8		Employment	49.1	49.2	
Orders	50.7	51.0		Orders	49.2	48.7	

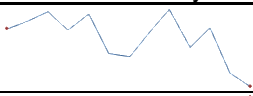
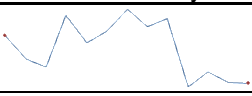
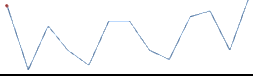

Source: China Federation of Logistics and Purchasing, TrendMacro calculations

Asia data: at a glance

Manufacturing	Last	Prev	13-mo history	Services	Last	Prev	13-mo history
Hong Kong May	47.2	45.3					
Taiwan May	48.5	49.7					
S. Korea May	50.1	50.0					
Vietnam May	52.7	52.3					
India May	50.7	50.5		India May	51	53.7	
Indonesia May	50.6	50.9					

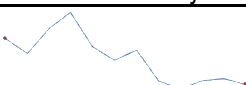
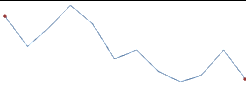
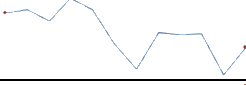

Source: Markit, TrendMacro calculations

Americas data: at a glance

Manufacturing	Last	Prev	13-mo history	Services	Last	Prev	13-mo history
Brazil May	41.6	42.6		Brazil May	37.3	37.4	
Mexico May	53.6	52.4					
Canada May	52.1	52.2					

Source: Markit, TrendMacro calculations

Middle East/Africa data: at a glance

Manufacturing	Last	Prev	13-mo history
Saudi Arabia Apr	54.2	54.5	
UA Emirates Apr	52.8	54.5	
Egypt Apr	46.9	44.5	
S. Africa May	50.2	47.9	

Source: Markit, TrendMacro calculations