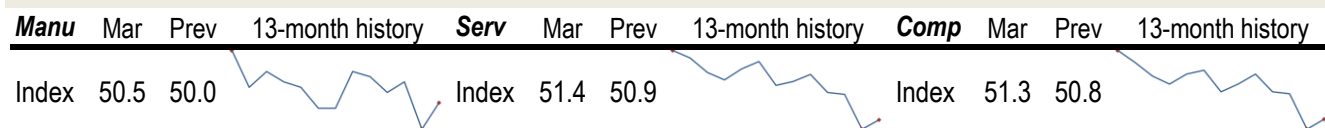


Data Insights: Global PMI

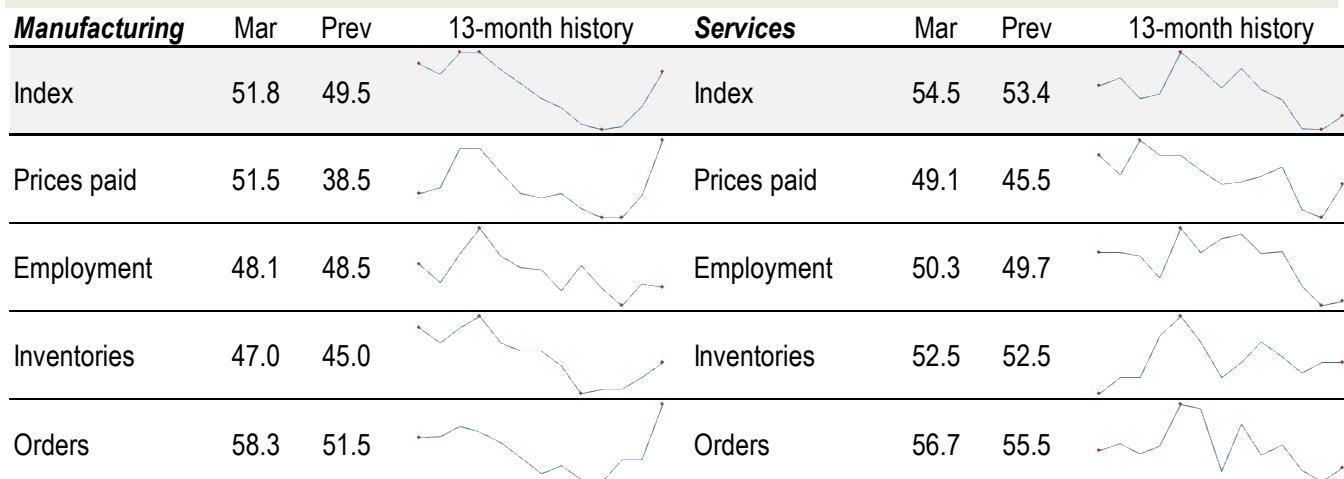
Tuesday, April 5, 2016

Worldwide aggregate data: at a glance



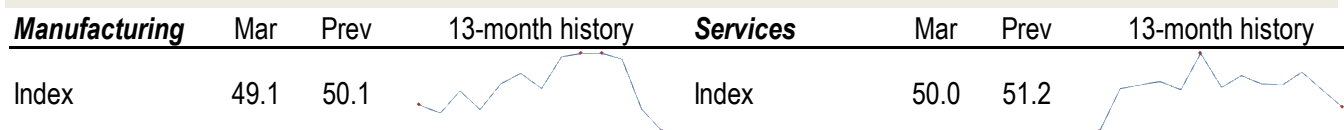
Source: JPMorgan, TrendMacro calculations

US data: at a glance



Source: Institute of Supply Management, TrendMacro calculations

Japan data: at a glance



Source: Markit/Nomura, TrendMacro calculations

For more information contact us:

Donald Luskin: 312 273 6766 don@trendmacro.com
Thomas Demas: 704 552 3625 tdemas@trendmacro.com

Europe data: at a glance

Manufacturing	Last	Prev	13-month history	Services	Last	Prev	13-month history
Eurozone Mar	51.6	51.2		Eurozone Mar	53.1	53.3	
UK Mar	51.0	50.8		UK Mar	53.7	52.7	
Germany Mar	50.7	50.5		Germany Mar	55.1	55.3	
France Mar	49.6	50.2		France Mar	49.9	49.2	
Italy Mar	53.5	52.2		Italy Mar	51.2	53.8	
Spain Mar	53.4	54.1		Spain Mar	55.3	54.1	
Ireland Mar	54.9	52.9		Ireland Mar	62.8	62.1	
Netherlands Mar	53.6	51.7					
Austria Mar	52.8	51.9					
Greece Mar	49.0	48.4					
Czech Rep Mar	54.3	55.5					



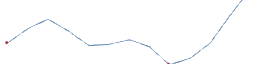


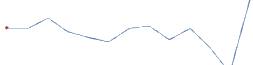

Source: Markit, Various TrendMacro calculations

Eastern Europe data: at a glance

Manufacturing	Last	Prev	13-mo history	Services	Last	Prev	13-mo history
Russia Mar	48.3	49.3		Russia Mar	52.0	50.9	
Poland Mar	53.8	49.2					
Turkey Mar	52.8	50.3					

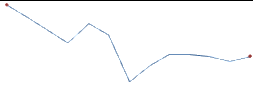



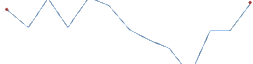


Source: Markit, TrendMacro calculations

China data: at a glance

Manufacturing	Mar	Prev	13-month history	Services	Mar	Prev	13-month history
China	50.2	49.0		China	53.8	52.7	
Prices paid	55.3	50.2					
Employment	48.1	47.6		Employment	48.2	48.9	
Orders	51.4	48.6		Orders	50.8	48.7	


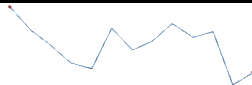

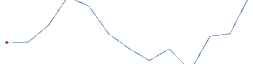
Source: China Federation of Logistics and Purchasing, TrendMacro calculations

Asia data: at a glance

Manufacturing	Last	Prev	13-mo history	Services	Last	Prev	13-mo history
Hong Kong Feb	46.4	46.1					
Taiwan Mar	51.1	49.4					
S. Korea Mar	49.5	48.7					
Vietnam Mar	50.7	50.3					
India Mar	52.4	51.1		India Feb	51.4	54.3	
Indonesia Mar	50.6	48.7					

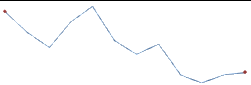
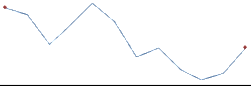
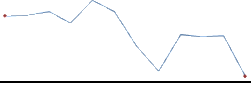

Source: Markit, TrendMacro calculations

Americas data: at a glance

Manufacturing	Last	Prev	13-mo history	Services	Last	Prev	13-mo history
Brazil Mar	46.0	44.5		Brazil Mar	38.6	36.9	
Mexico Mar	53.2	53.1					
Canada Mar	51.5	49.4					

Source: Markit, TrendMacro calculations

Middle East/Africa data: at a glance

Manufacturing	Last	Prev	13-mo history
Saudi Arabia Mar	54.5	54.4	
UA Emirates Mar	54.5	53.1	
Egypt Mar	44.5	48.1	
S. Africa Mar	47.0	49.1	

Source: Markit, TrendMacro calculations