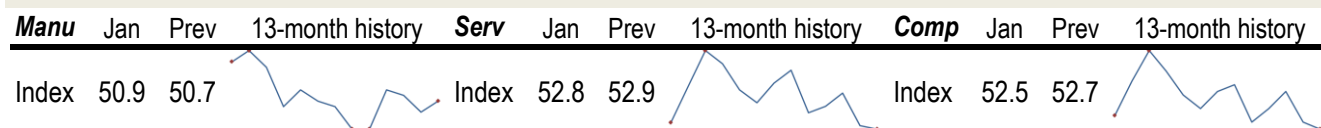


Data Insights: Global PMI

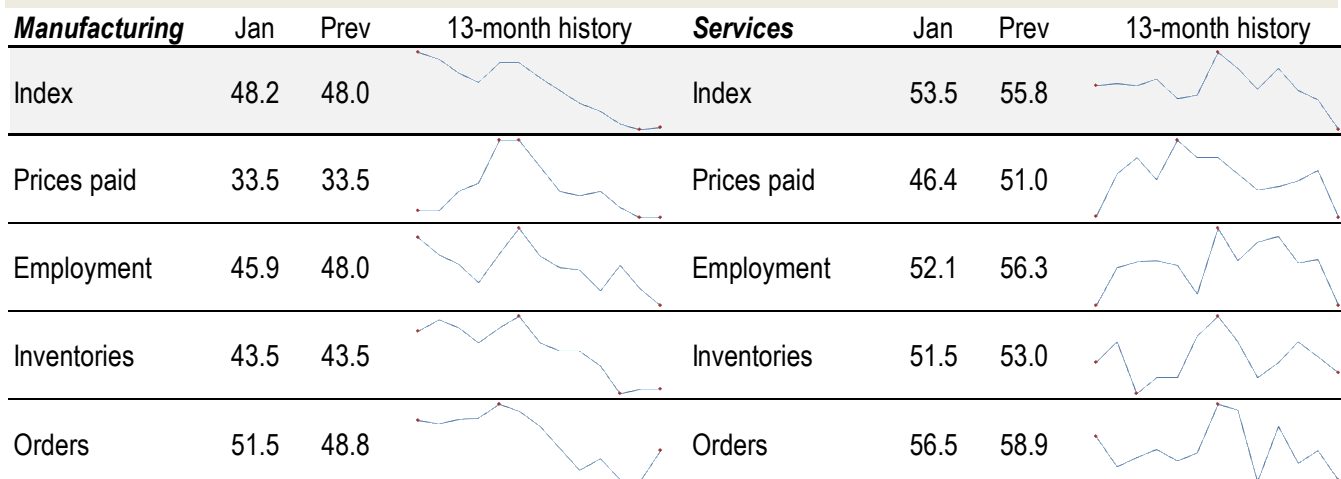
Wednesday, February 3, 2016

Worldwide aggregate data: at a glance



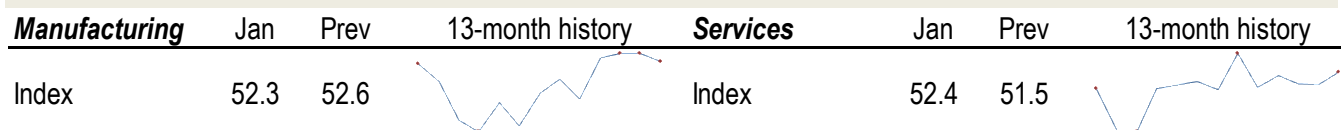
Source: JPMorgan, TrendMacro calculations

US data: at a glance



Source: Institute of Supply Management, TrendMacro calculations

Japan data: at a glance




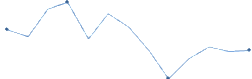
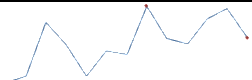

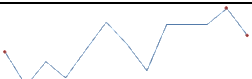
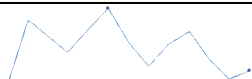
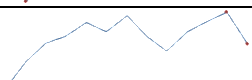
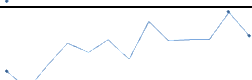
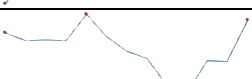
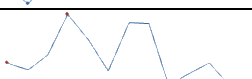
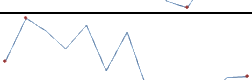
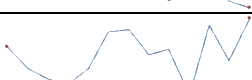

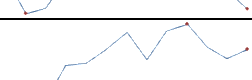
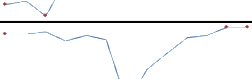
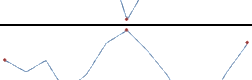


Source: Markit/Nomura, TrendMacro calculations

For more information contact us:

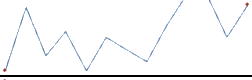
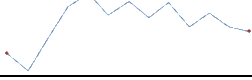


Donald Luskin: 312 273 6766 don@trendmacro.com
Thomas Demas: 704 552 3625 tdemas@trendmacro.com

Europe data: at a glance

Manufacturing	Last	Prev	13-month history	Services	Last	Prev	13-month history
Eurozone Jan	52.3	53.2		Eurozone Jan	53.6	54.2	
UK Jan	52.9	52.1		UK Jan	55.6	55.5	
Germany Jan	52.3	53.2		Germany Jan	55.0	56.0	
France Jan	50.0	51.4		France Jan	50.3	49.8	
Italy Jan	53.2	55.6		Italy Jan	53.6	55.3	
Spain Jan	55.4	53.0		Spain Jan	54.6	55.1	
Ireland Jan	54.3	54.2		Ireland Jan	64.0	61.8	
Netherlands Jan	52.4	53.4					
Austria Jan	51.2	50.6					
Greece Jan	50.0	50.2					
Czech Rep Jan	56.9	55.6					





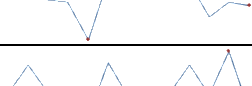
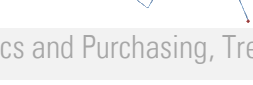

Source: Markit, Various TrendMacro calculations

Eastern Europe data: at a glance

Manufacturing	Last	Prev	13-mo history	Services	Last	Prev	13-mo history
Russia Jan	49.8	48.7		Russia Jan	47.1	47.8	
Poland Jan	50.9	50.9					
Turkey Jan	52.1	52.2					

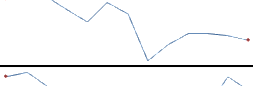
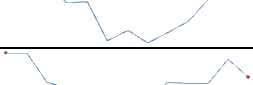

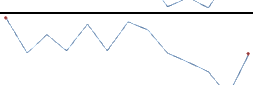



Source: Markit, TrendMacro calculations

China data: at a glance

Manufacturing	Jan	Prev	13-month history	Services	Jan	Prev	13-month history
China	49.4	49.7		China	53.5	54.4	
Prices paid	45.1	42.4					
Employment	47.8	47.4		Employment	48.8	48.9	
Orders	49.5	50.2		Orders	49.6	51.7	

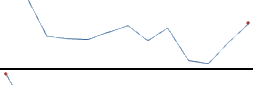
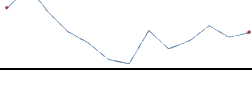


Source: China Federation of Logistics and Purchasing, TrendMacro calculations

Asia data: at a glance

Manufacturing	Last	Prev	13-mo history	Services	Last	Prev	13-mo history
Hong Kong Jan	46.1	46.4					
Taiwan Jan	50.6	51.7					
S. Korea Jan	49.5	50.7					
Vietnam Jan	51.5	51.3					
India Jan	51.1	49.1		India Jan	54.3	53.6	
Indonesia Jan	48.9	47.8					

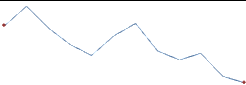
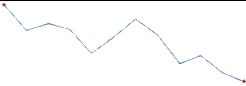

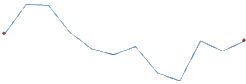
Source: Markit, TrendMacro calculations

Americas data: at a glance

Manufacturing	Last	Prev	13-mo history	Services	Last	Prev	13-mo history
Brazil Jan	47.4	45.6		Brazil Jan	44.4	43.5	
Mexico Jan	52.2	52.4					
Canada Jan	49.3	47.5					

Source: Markit, TrendMacro calculations

Middle East/Africa data: at a glance

Manufacturing	Last	Prev	13-mo history
Saudi Arabia Jan	53.9	54.4	
UA Emirates Jan	52.7	53.3	
Egypt Jan	48.0	48.2	
S. Africa Jan	49.6	49.1	

Source: Markit, TrendMacro calculations