

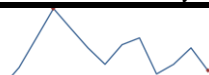


Data Insights: Global PMI

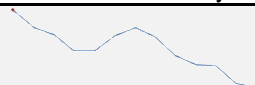

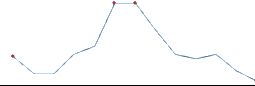
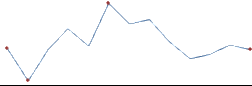
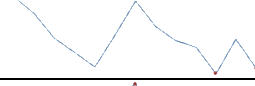
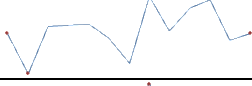

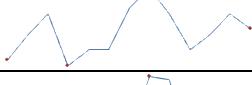


Wednesday, January 6, 2016

Worldwide aggregate data: at a glance

Manu	Dec	Prev	13-month history	Serv	Dec	Prev	13-month history	Comp	Dec	Prev	13-month history
Index	50.9	51.2		Index	53.1	53.9		Index	52.9	53.6	

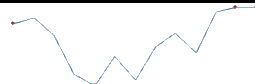
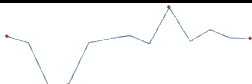
Source: JPMorgan, TrendMacro calculations

US data: at a glance

Manufacturing	Dec	Prev	13-month history	Services	Dec	Prev	13-month history
Index	48.2	48.6		Index	55.3	55.9	
Prices paid	33.5	35.5		Prices paid	49.7	50.3	
Employment	48.1	51.3		Employment	55.7	55.0	
Inventories	43.5	43.0		Inventories	53.0	54.5	
Orders	49.2	48.9		Orders	58.2	57.5	

Source: Institute of Supply Management, TrendMacro calculations

Japan data: at a glance



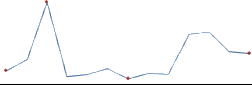
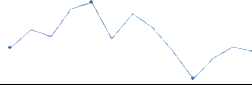

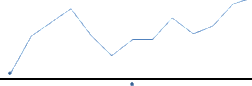
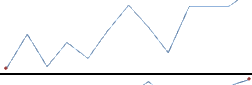
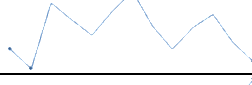

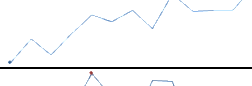
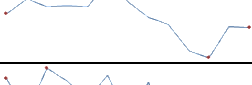
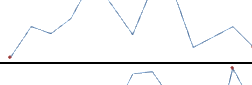
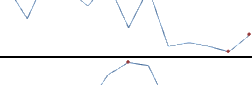
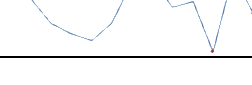
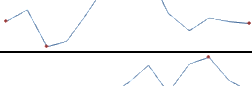

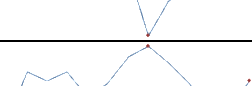
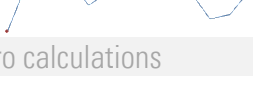
Manufacturing	Dec	Prev	13-month history	Services	Dec	Prev	13-month history
Index	52.6	52.6		Index	51.5	51.6	

Source: Markit/Nomura, TrendMacro calculations

For more information contact us:

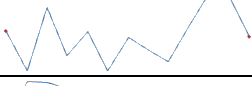
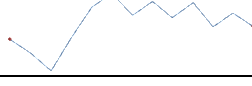
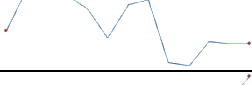

Donald Luskin: 312 273 6766 don@trendmacro.com
Thomas Demas: 704 552 3625 tdemas@trendmacro.com

Europe data: at a glance

Manufacturing	Last	Prev	13-month history	Services	Last	Prev	13-month history
Eurozone Dec	53.2	52.8		Eurozone Dec	54.2	54.2	
UK Dec	51.9	52.5		UK Dec	55.5	55.9	
Germany Dec	53.2	52.9		Germany Dec	56.0	55.6	
France Dec	51.4	50.6		France Dec	49.8	51.0	
Italy Dec	55.6	54.9		Italy Dec	55.3	53.4	
Spain Dec	53.0	53.1		Spain Dec	55.1	56.7	
Ireland Dec	54.2	53.3		Ireland Dec	61.8	63.6	
Netherlands Dec	53.4	53.5					
Austria Dec	50.6	51.4					
Greece Dec	50.2	48.1					
Czech Rep Dec	55.6	54.2					

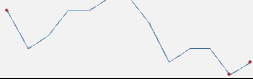

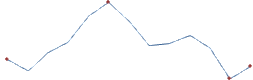
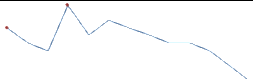

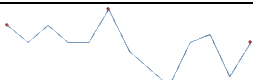
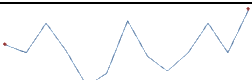
Source: Markit, Various TrendMacro calculations

Eastern Europe data: at a glance

Manufacturing	Last	Prev	13-mo history	Services	Last	Prev	13-mo history
Russia Dec	48.7	50.1		Russia Dec	47.8	49.8	
Poland Dec	52.1	52.2					
Turkey Dec	52.1	50.9					

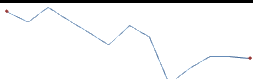


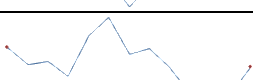
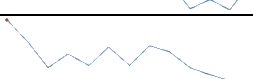

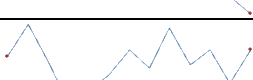
Source: Markit, TrendMacro calculations

China data: at a glance

Manufacturing	Dec	Prev	13-month history	Services	Dec	Prev	13-month history
China	49.7	49.6		China	54.4	53.6	
Prices paid	42.4	41.1					
Employment	47.4	47.6		Employment	48.9	48.4	
Orders	50.2	49.8		Orders	51.7	50.2	

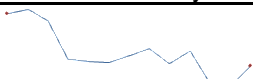



Source: China Federation of Logistics and Purchasing, TrendMacro calculations

Asia data: at a glance

Manufacturing	Last	Prev	13-mo history	Services	Last	Prev	13-mo history
Hong Kong Dec	46.4	46.6					
Taiwan Dec	51.7	49.5					
S. Korea Dec	50.7	49.1					
Vietnam Dec	51.3	49.4					
India Dec	49.1	50.3		India Dec	53.6	50.1	
Indonesia Dec	47.8	46.9					

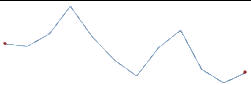
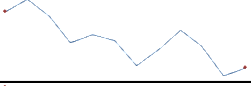
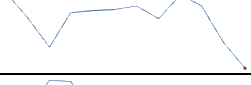
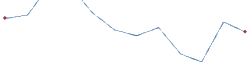
Source: Markit, TrendMacro calculations

Americas data: at a glance

Manufacturing	Last	Prev	13-mo history	Services	Last	Prev	13-mo history
Brazil Dec	45.6	43.8		Brazil Dec	43.5	45.5	
Mexico Dec	52.4	53.0					
Canada Dec	47.5	48.6					

Source: Markit, TrendMacro calculations

Middle East/Africa data: at a glance

Manufacturing	Last	Prev	13-mo history
Saudi Arabia Nov	56.3	55.7	
UA Emirates Nov	54.5	54.0	
Egypt Nov	45.0	47.2	
S. Africa Dec	49.1	49.6	

Source: Markit, TrendMacro calculations