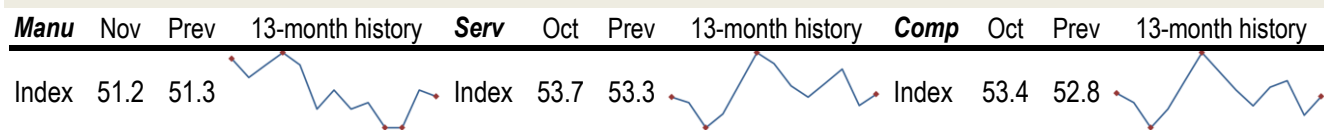


Data Insights: Global PMI

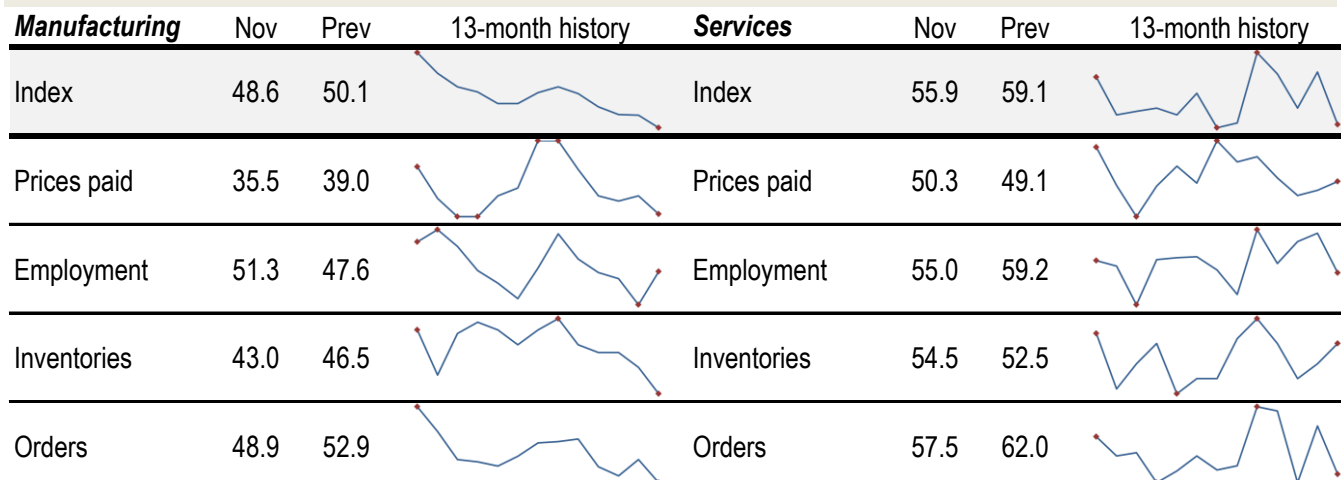
Thursday, December 3, 2015

Worldwide aggregate data: at a glance




Source: JPMorgan, TrendMacro calculations

US data: at a glance



Source: Institute of Supply Management, TrendMacro calculations

Japan data: at a glance





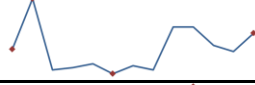

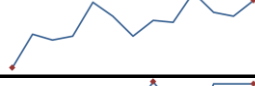



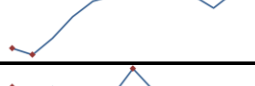
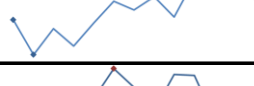


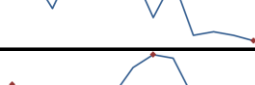




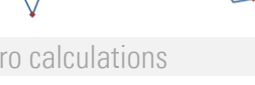
Source: Markit/Nomura, TrendMacro calculations

For more information contact us:

Donald Luskin: 312 273 6766 don@trendmacro.com
Thomas Demas: 704 552 3625 tdemas@trendmacro.com


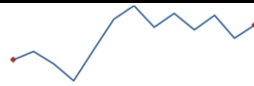
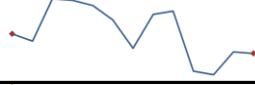

Copyright 2015 Trend Macrolytics LLC. All rights reserved. This document is not to be forwarded to individuals or organizations not authorized by Trend Macrolytics LLC to receive it. For information purposes only; not to be deemed to be recommendations for buying or selling specific securities or to constitute personalized investment advice. Derived from sources deemed to be reliable, but no warranty is made as to accuracy.

Europe data: at a glance

Manufacturing	Last	Prev	13-month history	Services	Last	Prev	13-month history
Eurozone Nov	52.8	52.3		Eurozone Nov	54.2	54.1	
UK Nov	52.7	55.2		UK Nov	55.9	54.9	
Germany Nov	52.9	52.1		Germany Nov	55.6	54.5	
France Nov	50.6	50.6		France Nov	51.0	52.7	
Italy Nov	54.9	54.1		Italy Nov	53.4	53.4	
Spain Nov	53.1	51.3		Spain Nov	56.7	55.9	
Ireland Nov	53.3	53.6		Ireland Nov	63.6	60.1	
Netherlands Nov	53.5	53.7					
Austria Nov	51.4	53.0					
Greece Nov	48.1	47.3					
Czech Rep Nov	54.2	54.0					



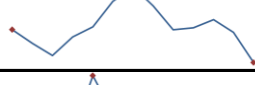


Source: Markit, Various TrendMacro calculations

Eastern Europe data: at a glance

Manufacturing	Last	Prev	13-mo history	Services	Last	Prev	13-mo history
Russia Nov	50.1	50.2		Russia Nov	49.8	47.8	
Poland Nov	52.1	50.9					
Turkey Nov	52.2	49.5					

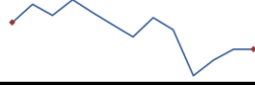



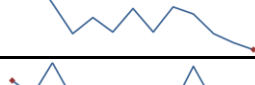


Source: Markit, TrendMacro calculations

China data: at a glance

Manufacturing	Nov	Prev	13-month history	Services	Nov	Prev	13-month history
China	49.6	49.8		China	53.6	53.1	
Prices paid	41.1	44.4					
Employment	47.6	47.8					
Orders	49.8	50.3					

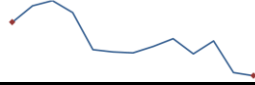
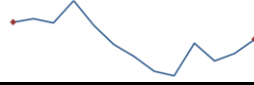
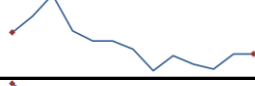

Source: China Federation of Logistics and Purchasing, TrendMacro calculations

Asia data: at a glance

Manufacturing	Last	Prev	13-mo history	Services	Last	Prev	13-mo history
Hong Kong Nov	46.6	46.6					
Taiwan Nov	49.5	47.8					
S. Korea Nov	49.1	49.1					
Vietnam Nov	49.4	50.1					
India Nov	50.3	50.7		India Nov	50.1	53.2	
Indonesia Nov	46.9	47.8					

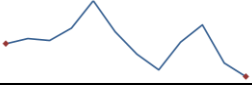
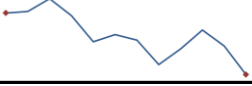
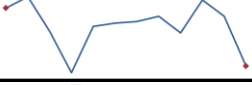

Source: Markit, TrendMacro calculations

Americas data: at a glance

Manufacturing	Last	Prev	13-mo history	Services	Last	Prev	13-mo history
Brazil Nov	43.8	44.1		Brazil Nov	45.5	43.0	
Mexico Nov	53.0	53.0					
Canada Nov	48.6	48.0					

Source: Markit, TrendMacro calculations

Middle East/Africa data: at a glance

Manufacturing	Last	Prev	13-mo history
Saudi Arabia Oct	55.7	56.5	
UA Emirates Oct	54.0	56.0	
Egypt Oct	47.2	50.2	
S. Africa Nov	49.6	47.5	

Source: Markit, TrendMacro calculations