


Data Insights: Global PMI

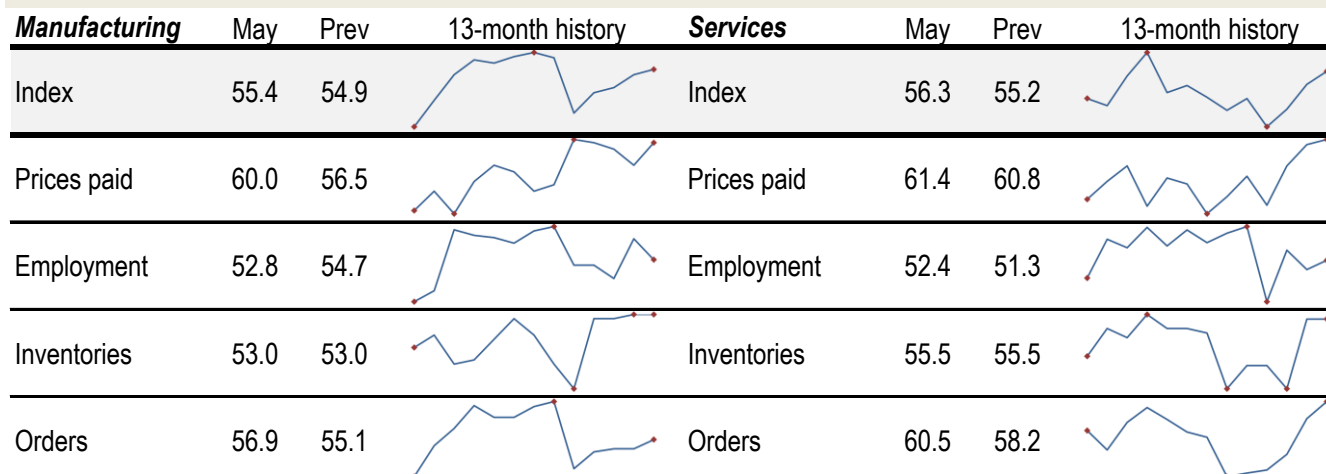
Wednesday, June 4, 2014

Worldwide aggregate data: at a glance




Source: JPMorgan, TrendMacro calculations

US data: at a glance



Source: Institute of Supply Management, TrendMacro calculations

Japan data: at a glance



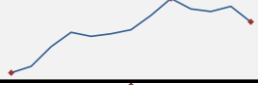



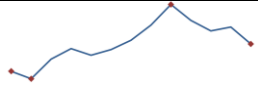

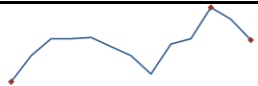
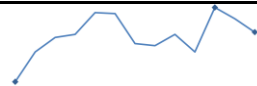
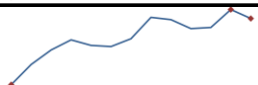
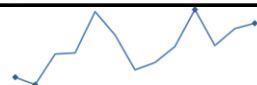
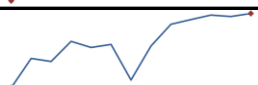
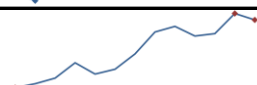
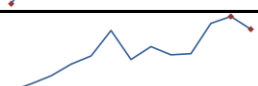
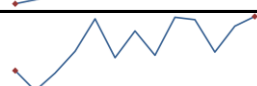
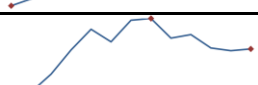
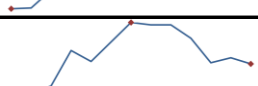
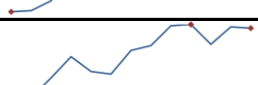

Source: Markit/Nomura, TrendMacro calculations

For more information contact us:

Donald Luskin: 312 273 6766 don@trendmacro.com
 Thomas Demas: 704 552 3625 tdemas@trendmacro.com

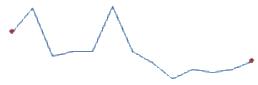

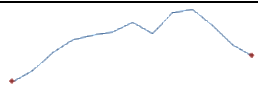
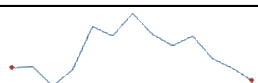
Copyright 2014 Trend Macrolytics LLC. All rights reserved. This document is not to be forwarded to individuals or organizations not authorized by Trend Macrolytics LLC to receive it. For information purposes only; not to be deemed to be recommendations for buying or selling specific securities or to constitute personalized investment advice. Derived from sources deemed to be reliable, but no warranty is made as to accuracy.

Europe data: at a glance

Manufacturing	Last	Prev	13-month history	Services	Last	Prev	13-month history
Eurozone May	52.2	53.4		Eurozone May	53.2	53.1	
UK May	57.0	57.3		UK May	58.6	58.7	
Germany May	52.3	54.1		Germany May	56.0	54.7	
France May	49.6	51.2		France May	49.1	50.4	
Italy May	53.2	54.0		Italy May	51.6	51.1	
Spain May	52.9	52.7		Spain May	55.7	56.5	
Ireland May	55.0	56.1		Ireland Apr	61.9	60.7	
Netherlands May	53.6	53.4					
Austria May	50.9	51.4					
Greece May	51.0	51.1					
Czech Rep May	57.3	56.5					

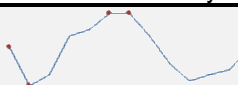
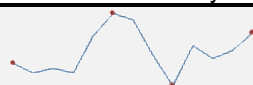
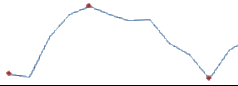
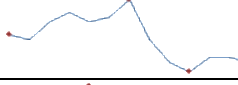

Source: Markit, Various TrendMacro calculations

Eastern Europe data: at a glance

Manufacturing	Last	Prev	13-mo history	Services	Last	Prev	13-mo history
Russia May	48.9	48.5		Russia May	46.1	46.8	
Poland May	50.8	50.1					
Turkey May	52.0	51.1					

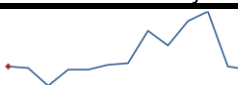
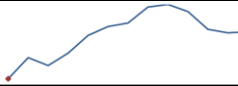
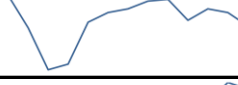
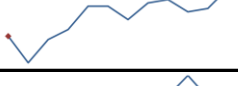
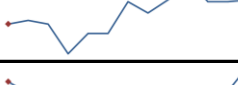
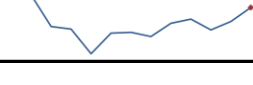
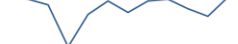
Source: Markit, TrendMacro calculations

China data: at a glance

Manufacturing	May 14	Prev	13-month history	Services	May 14	Prev	13-month history
China	50.8	50.4		China	55.5	54.8	
Prices paid	50.0	48.3					
Employment	48.2	48.3					
Orders	52.3	51.2					

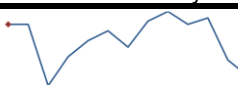
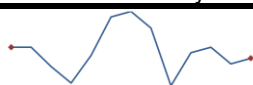


Source: China Federation of Logistics and Purchasing, TrendMacro calculations

Asia data: at a glance

Manufacturing	Last	Prev	13-mo history	Services	Last	Prev	13-mo history
Hong Kong Apr	49.7	49.9					
Taiwan May	52.4	52.3					
S. Korea May	49.5	50.2					
Vietnam May	52.5	53.1					
India May	51.4	51.3		India May	50.2	48.5	
Indonesia May	52.4	51.1					

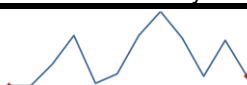



Source: Markit, TrendMacro calculations

Americas data: at a glance

Manufacturing	Last	Prev	13-mo history	Services	Last	Prev	13-mo history
Brazil May	48.8	49.3		Brazil May	50.6	50.4	
Mexico May	51.9	51.8					
Canada May	52.2	52.9					

Source: Markit, TrendMacro calculations

Middle East/Africa data: at a glance

Manufacturing	Last	Prev	13-mo history
Saudi Arabia May	57.0	58.5	
UA Emirates May	57.3	58.3	
Egypt May	48.7	49.5	
S. Africa May	49.7	49.4	

Source: Markit, TrendMacro calculatio