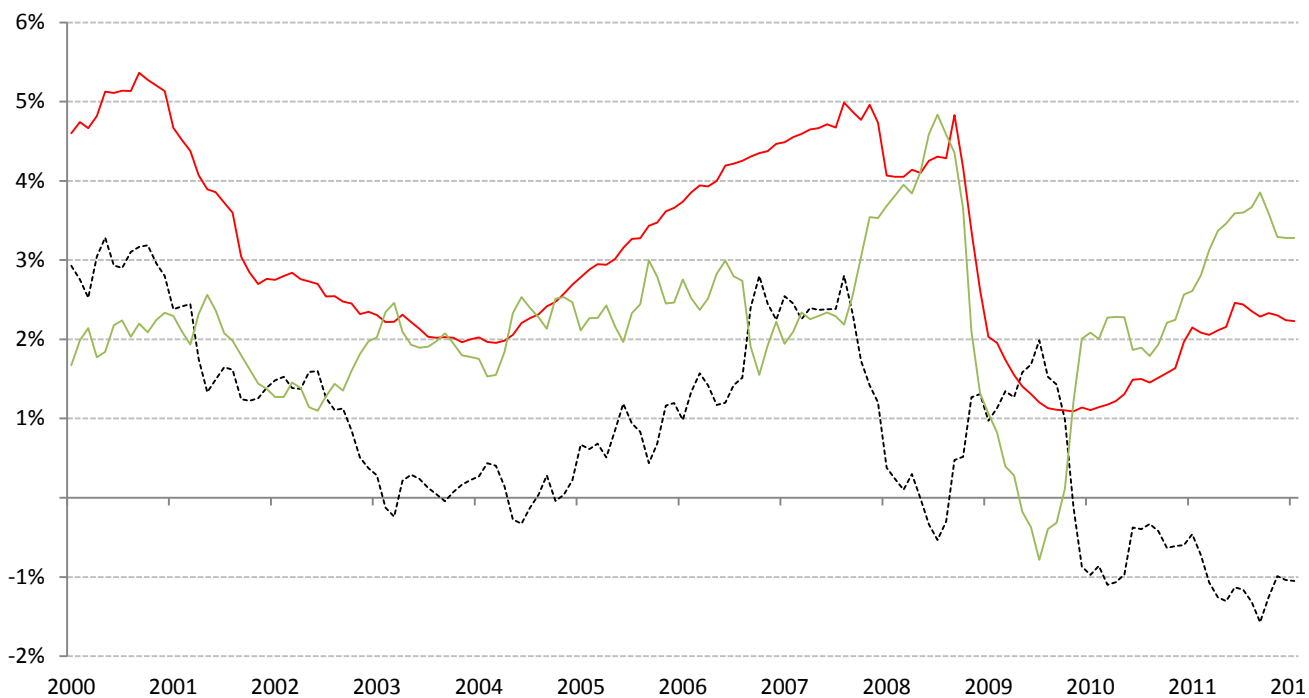


Data Insights: Global Real Interest Rates

Tuesday, January 10, 2012

Global real rates: the world-wide average inflation-adjusted cost of money

US, EA, Japan, UK, Brazil, India and China weighted by nominal GDP at official USD



	Global	US	Euro Area	Japan	UK	Brazil	India	China
Nominal rate	2.23%	0.58%	1.23%	0.34%	1.09%	10.90%	9.79%	5.46%
less CPI	3.28%	3.40%	3.00%	-0.50%	4.80%	6.08%	9.34%	4.20%
Real rate	-1.05%	-2.82%	-1.77%	0.84%	-3.71%	4.82%	0.45%	1.26%

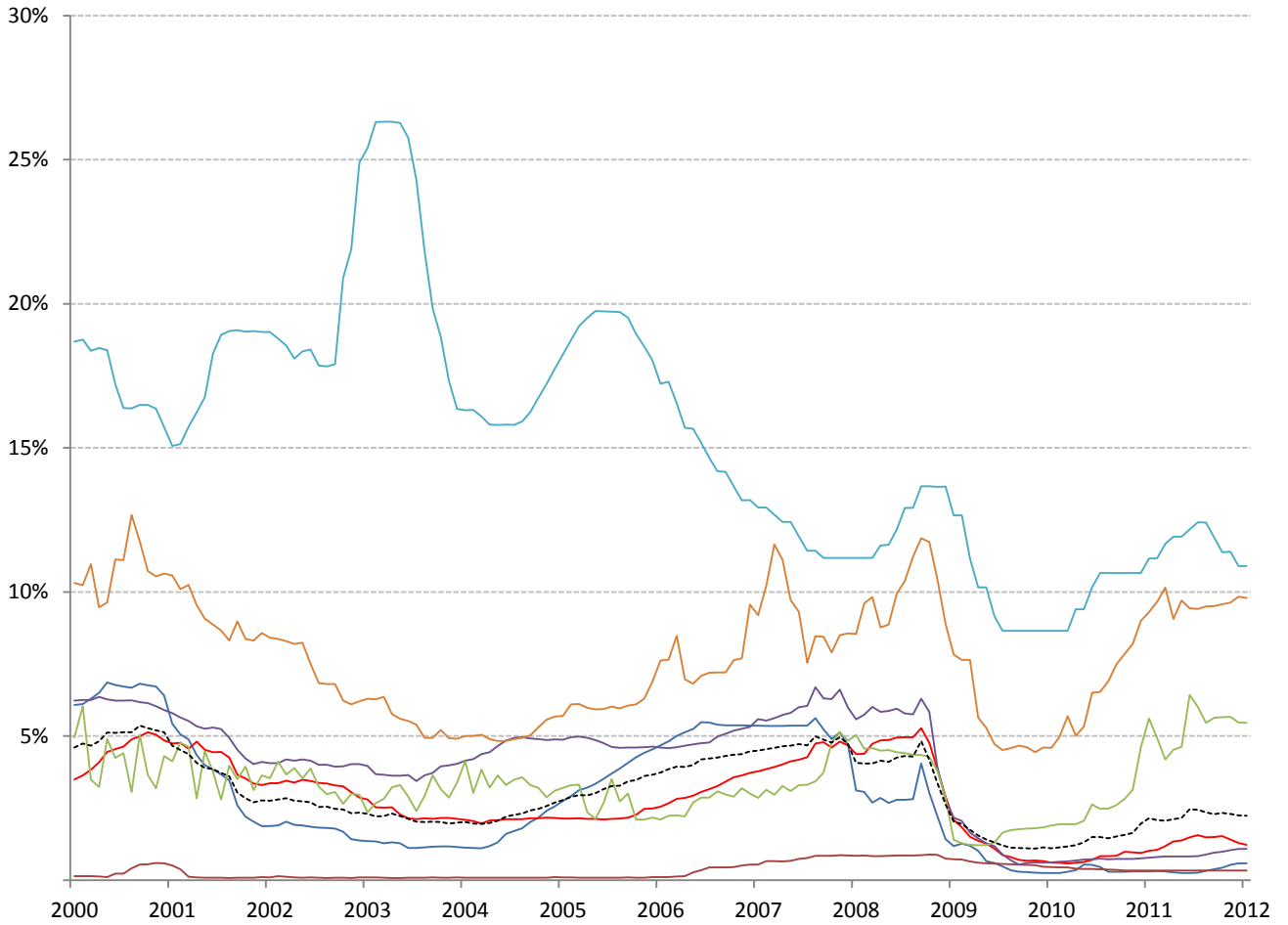
Source: Respective data bureaus, TrendMacro calculations

For more information contact us:

Donald Luskin: 650 429 2112 don@trendmacro.com
 Thomas Demas: 704 552 3625 tdemas@trendmacro.com

Copyright 2012 Trend Macrolytics LLC. All rights reserved. This document is not to be forwarded to individuals or organizations not authorized by Trend Macrolytics LLC to receive it. For information purposes only; not to be deemed to be recommendations for buying or selling specific securities or to constitute personalized investment advice. Derived from sources deemed to be reliable, but no warranty is made as to accuracy.

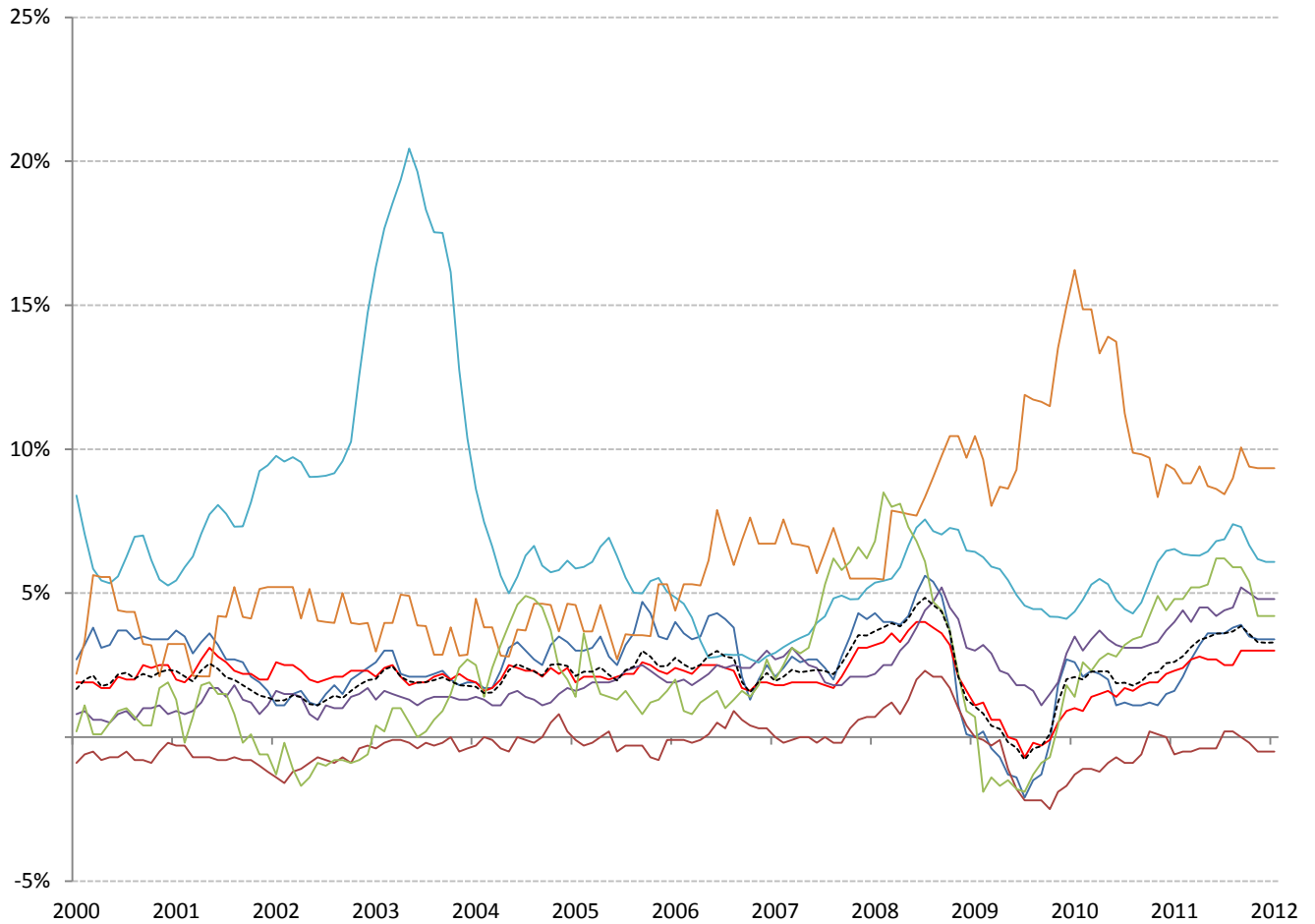
Nominal rates: 90-day interbank rates



	Global	US	Euro Area	Japan	UK	Brazil	India	China
Nominal rate	2.23%	0.58%	1.23%	0.34%	1.09%	10.90%	9.79%	5.46%

Source: Bloomberg, TrendMacro calculations

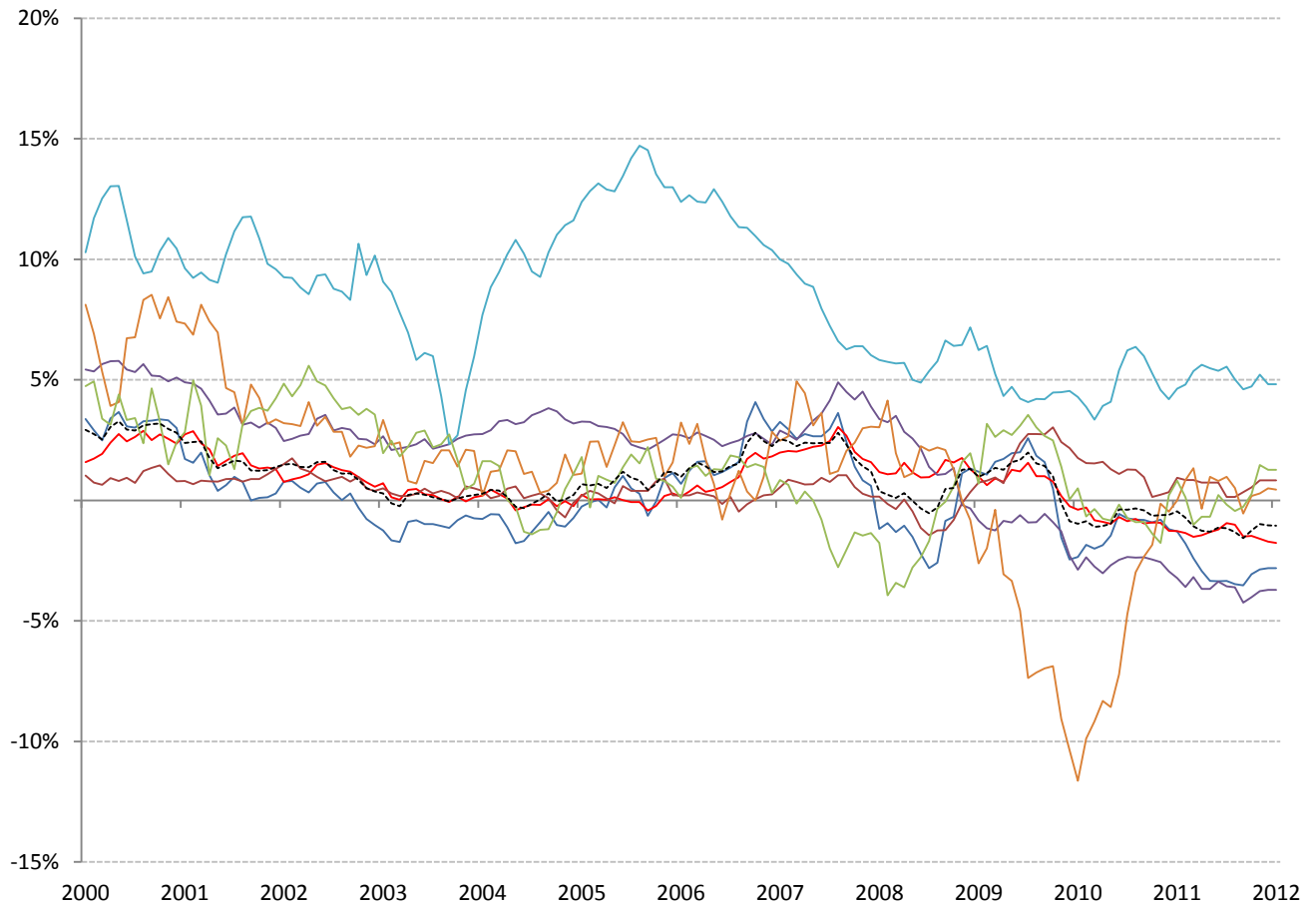
Inflation: Year-over-year change in headline consumer prices



	Global	US	Euro Area	Japan	UK	Brazil	India	China
CPI	3.28%	3.40%	3.00%	-0.50%	4.80%	6.08%	9.34%	4.20%

Source: Respective data bureaus, TrendMacro calculations

Real rates: 90-day interbank rates minus year-on-year headline CPI change



	Global	US	Euro Area	Japan	UK	Brazil	India	China
Real rates	-1.05%	-2.82%	-1.77%	0.84%	-3.71%	4.82%	0.45%	1.26%

Source: Bloomberg, respective data bureaus, TrendMacro calculations