

Data Insights: Consumer Price Index, Producer Price Index

Wednesday, June 15, 2011

Today's CPI data: what you need to know

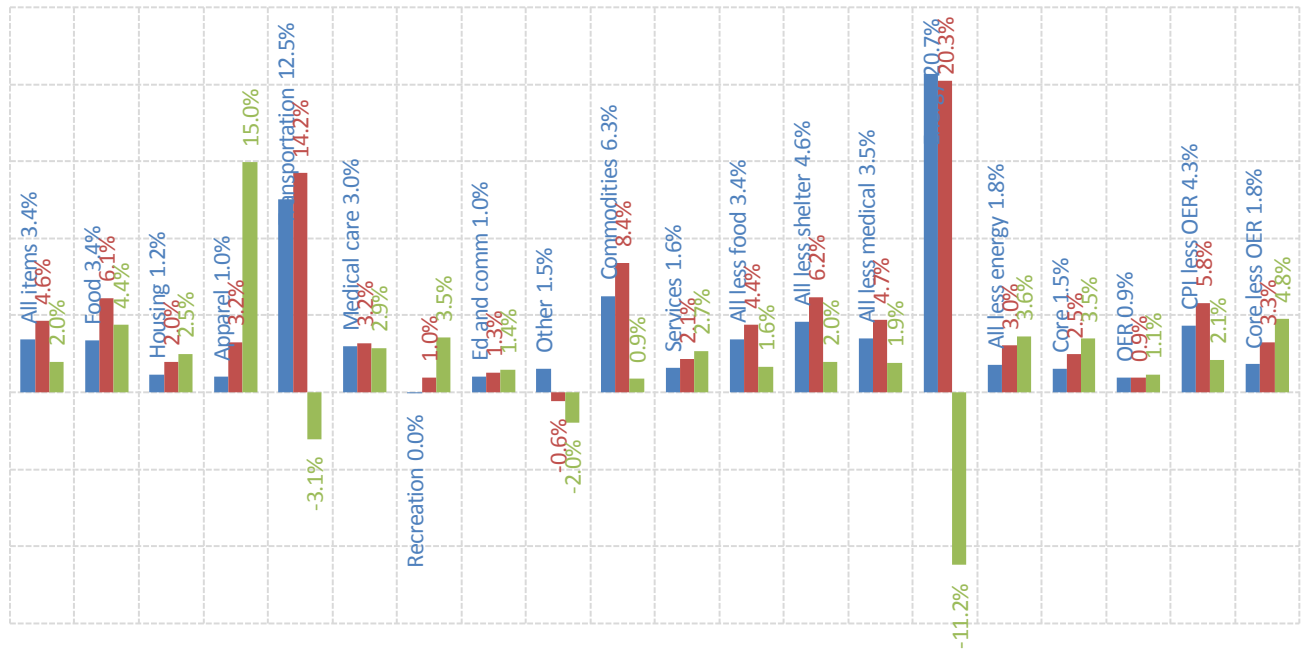
	12-mo YOY	3-mo ann	1-mo ann	12 / 3 / 1-mo	12-mo YOY history
All items	+3.4%	+4.6%	+2.0%		
Core	+1.5%	+2.5%	+3.5%		
OER	+0.9%	+0.9%	+1.1%		
All less OER	+4.3%	+5.8%	+2.1%		
Core less OER	+1.8%	+3.3%	+4.8%		
Energy	+20.7%	+20.3%	-11.2%		
All less energy	+1.8%	+3.0%	+3.6%		
Food	+3.4%	+6.1%	+4.4%		
All less food	+3.4%	+4.4%	+1.6%		
Health care	+3.0%	+3.2%	+2.9%		
All less health care	+3.5%	+4.7%	+1.9%		

Source: BLS Consumer Price Index, TrendMacro calculations

For more information contact us:

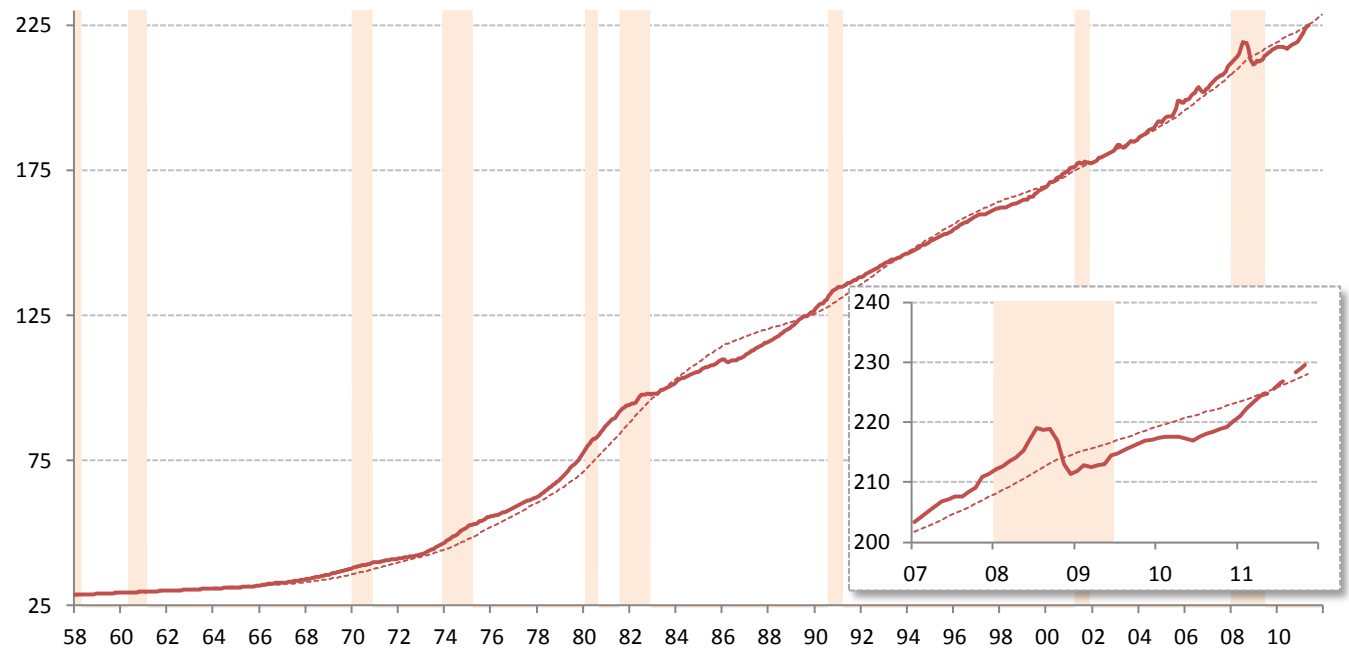
Donald Luskin: 650 429 2112 don@trendmacro.com
 Thomas Demas: 704 552 3625 tdemas@trendmacro.com

CPI inflation by sector (SAAR) ■ 12-month ■ 3-month ■ 1-month



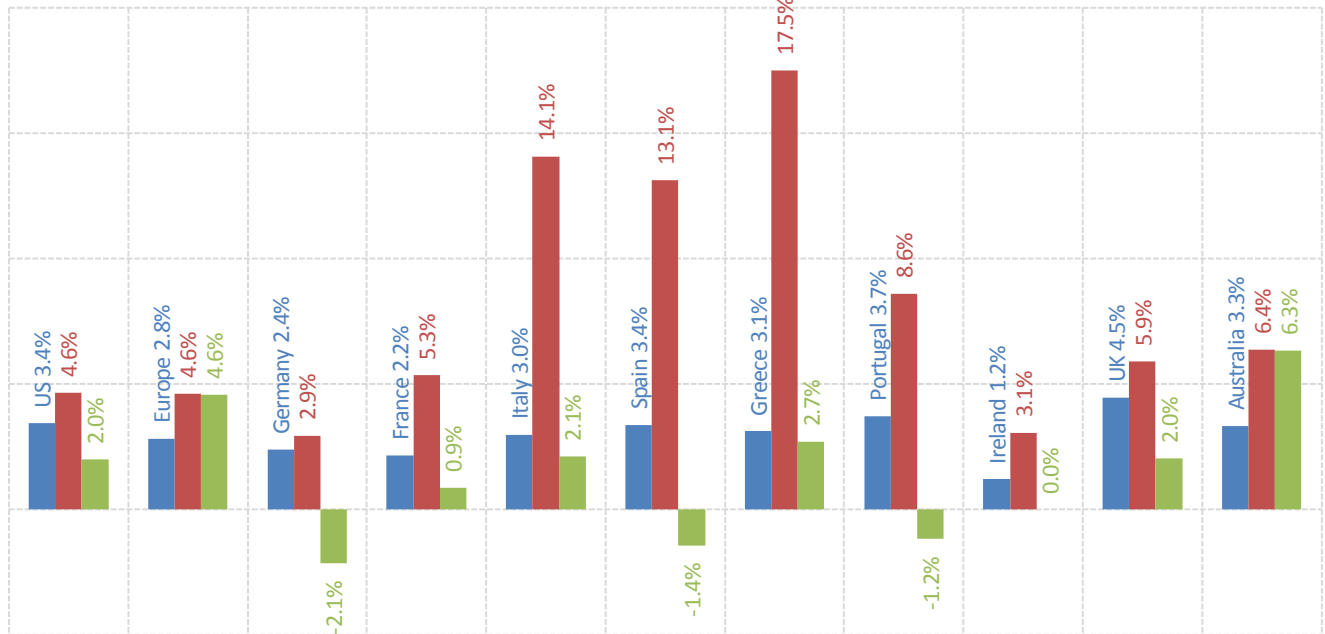
Source: BLS Consumer Price Index, TrendMacro calculations

CPI ■ Level ●●● 20-year trend --- Projected based on 3-mo SAAR ■ Recession



Source: BLS Consumer Price Index, TrendMacro calculations

World consumer inflation (SAAR, Europe NSA) ■ 12-month ■ 3-month ■ 1-month



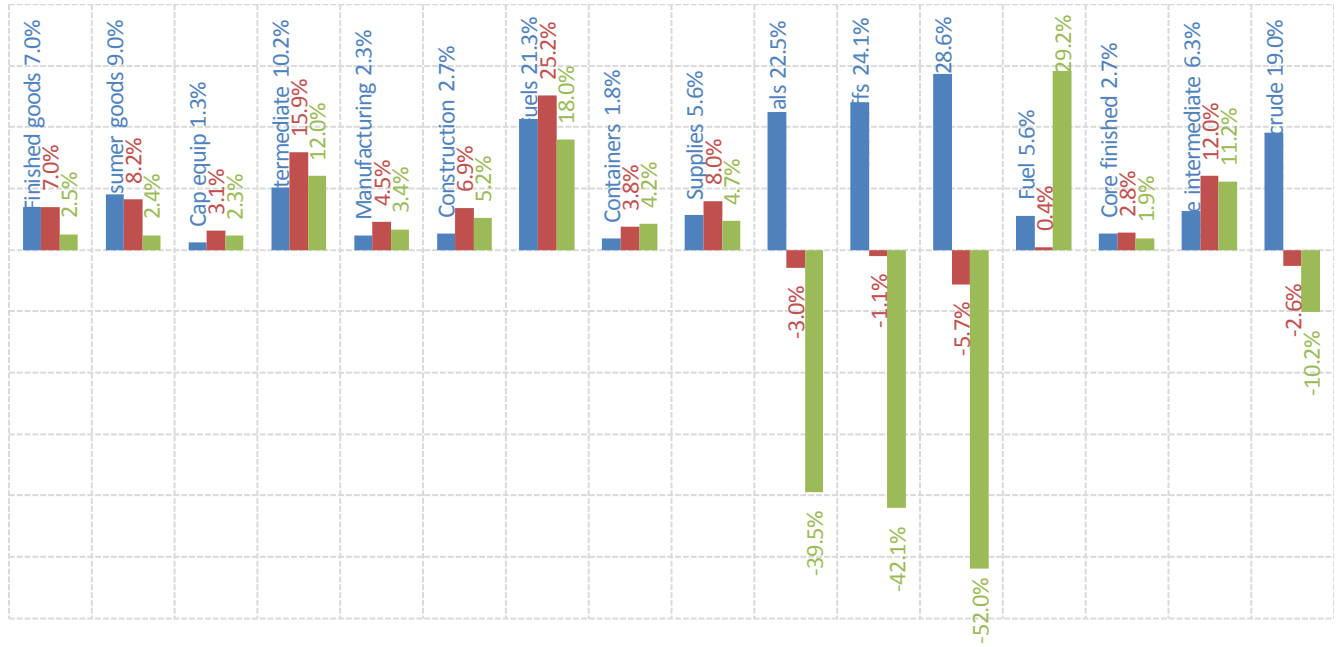
Source: Respective Statistical agencies, TrendMacro calculations

Yesterday's PPI data: what you need to know

	12-mo YOY	3-mo ann	1-mo ann	12 / 3 / 1-mo	12-mo YOY history
Finished goods	+7.0%	+7.0%	+2.5%	[Bar chart showing 12, 3, and 1 month bars]	[Line chart showing 12-month YOY history]
Core	+2.7%	+2.8%	+1.9%	[Bar chart showing 12, 3, and 1 month bars]	[Line chart showing 12-month YOY history]
Intermediate materials	+10.2%	+15.9%	+12.0%	[Bar chart showing 12, 3, and 1 month bars]	[Line chart showing 12-month YOY history]
Core	+6.3%	+12.0%	+11.2%	[Bar chart showing 12, 3, and 1 month bars]	[Line chart showing 12-month YOY history]
Crude materials	+22.5%	-3.0%	-39.5%	[Bar chart showing 12, 3, and 1 month bars]	[Line chart showing 12-month YOY history]
Core	+19.0%	-2.6%	-10.2%	[Bar chart showing 12, 3, and 1 month bars]	[Line chart showing 12-month YOY history]

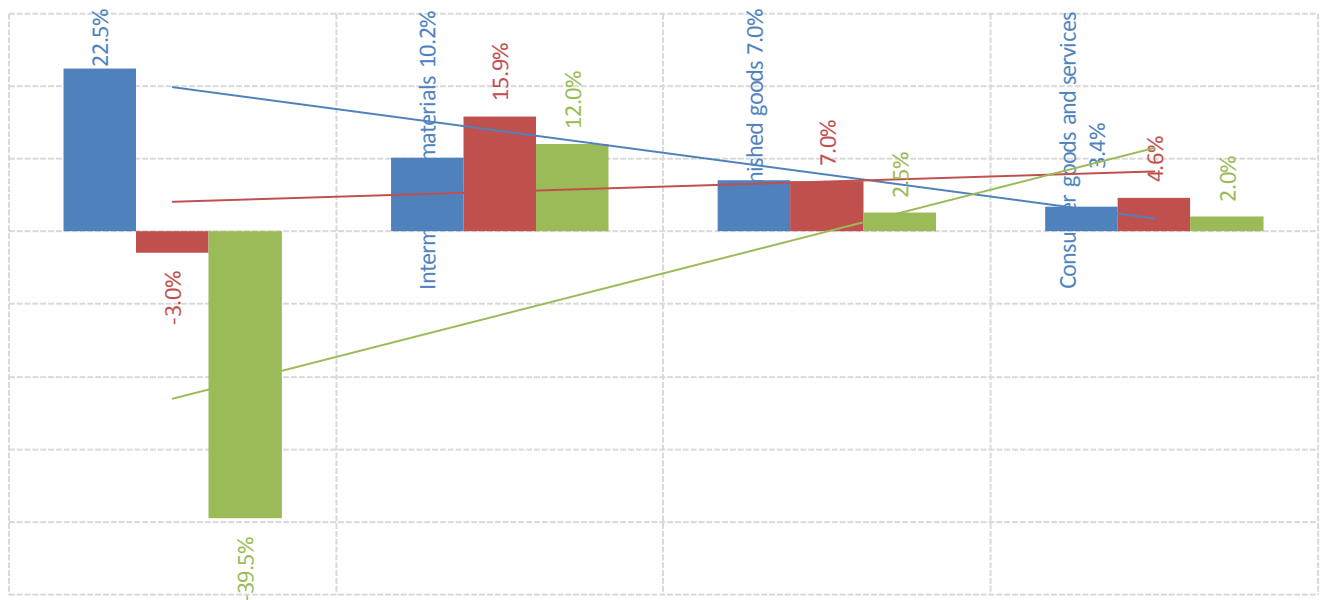
Source: BLS Producer Price Index, TrendMacro calculations

PPI inflation by sector (SAAR) ■ 12-month ■ 3-month ■ 1-month



Source: BLS Producer Price Index, TrendMacro calculations

The inflation pipeline (SAAR) ■ 12-month ■ 3-month ■ 1-month



Source: BLS Producer Price Index and Consumer Price Index, TrendMacro calculations