

Data Insights: Consumer Price Index, Producer Price Index

Thursday, March 17, 2011

Today's CPI data: what you need to know

	12-mo YOY	3-mo ann	1-mo ann	12 / 3/ 1-mo	12-mo YOY history
All items	+2.2%	+5.6%	+6.8%		
Core	+1.1%	+1.8%	+2.4%		
OER	+0.6%	+1.3%	+1.7%		
All less OER	+2.9%	+7.0%	+8.7%		
Core less OER	+1.3%	+2.0%	+2.8%		
Energy	+11.2%	+45.1%	+48.5%		
All less energy	+1.3%	+2.2%	+3.1%		
Food	+2.2%	+4.7%	+6.5%		
All less food	+2.1%	+5.8%	+6.8%		
Health care	+2.9%	+3.1%	+5.5%		
All less health care	+2.1%	+5.8%	+6.9%		

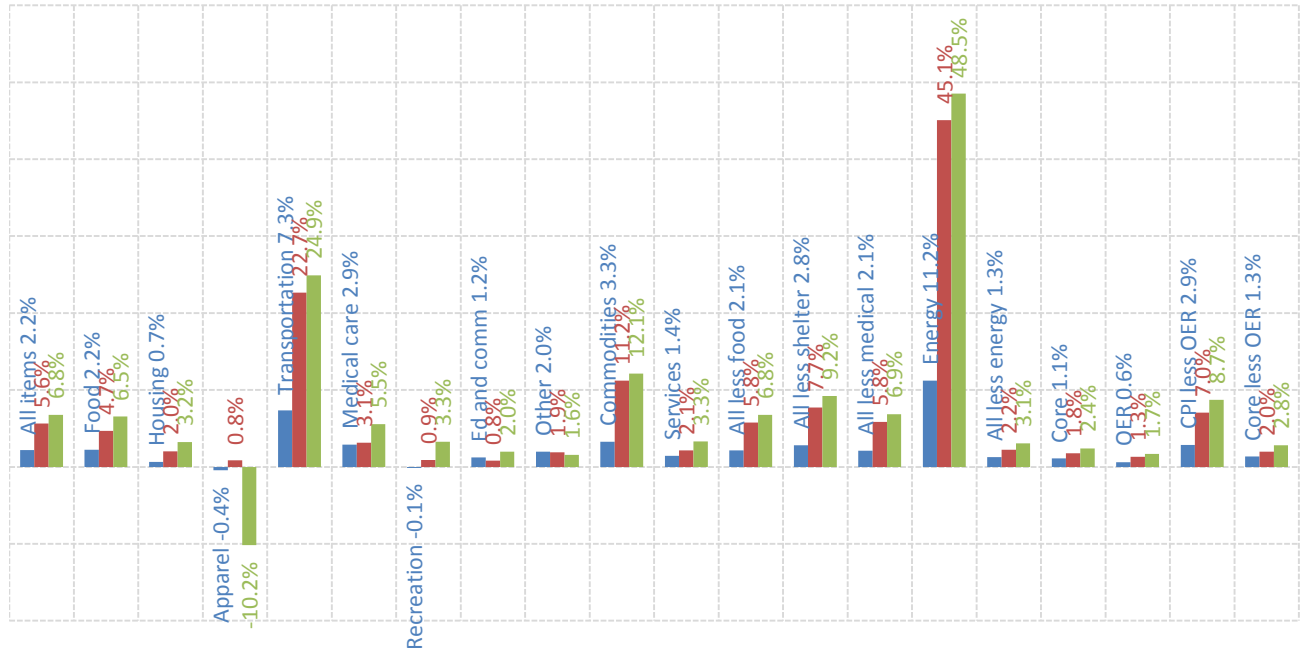
Source: BLS Consumer Price Index, TrendMacro calculations

For more information contact us:

Donald Luskin: 650 429 2112 don@trendmacro.com
 Thomas Demas: 704 552 3625 tdemas@trendmacro.com

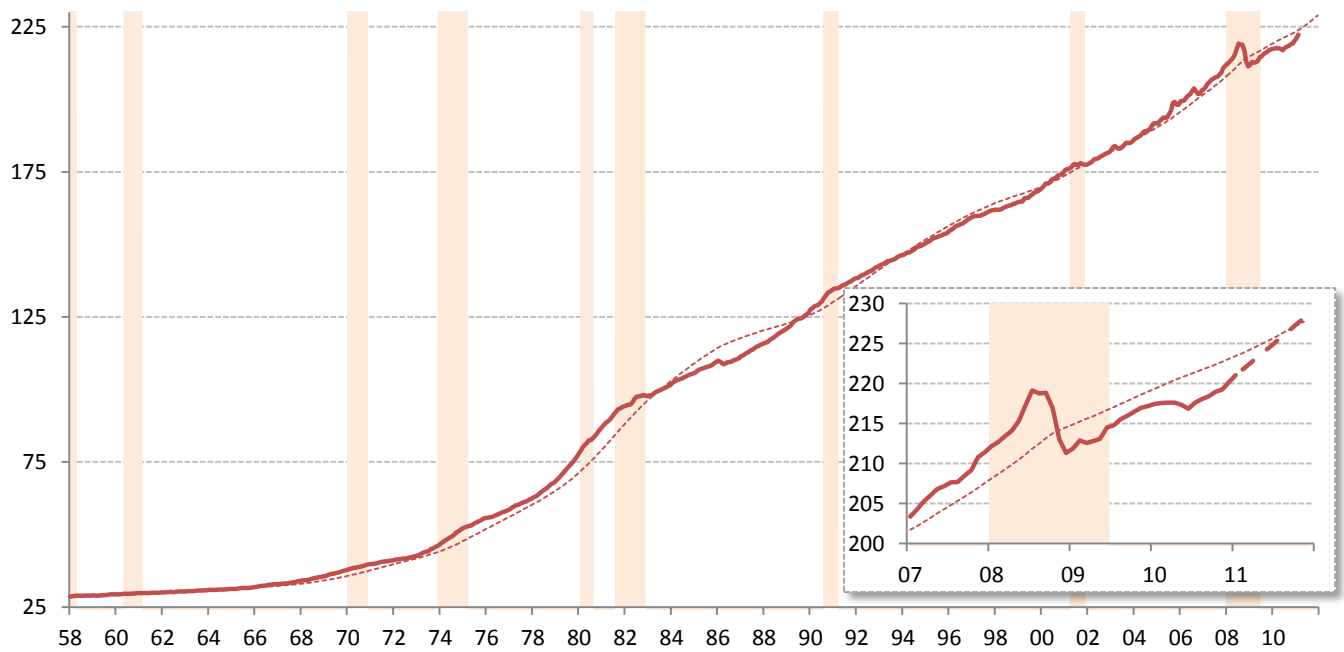
Copyright 2011 Trend Macrolytics LLC. All rights reserved. This document is not to be forwarded to individuals or organizations not authorized by Trend Macrolytics LLC to receive it. For information purposes only; not to be deemed to be recommendations for buying or selling specific securities or to constitute personalized investment advice. Derived from sources deemed to be reliable, but no warranty is made as to accuracy.

CPI inflation by sector (SAAR) ■ 12-month ■ 3-month ■ 1-month



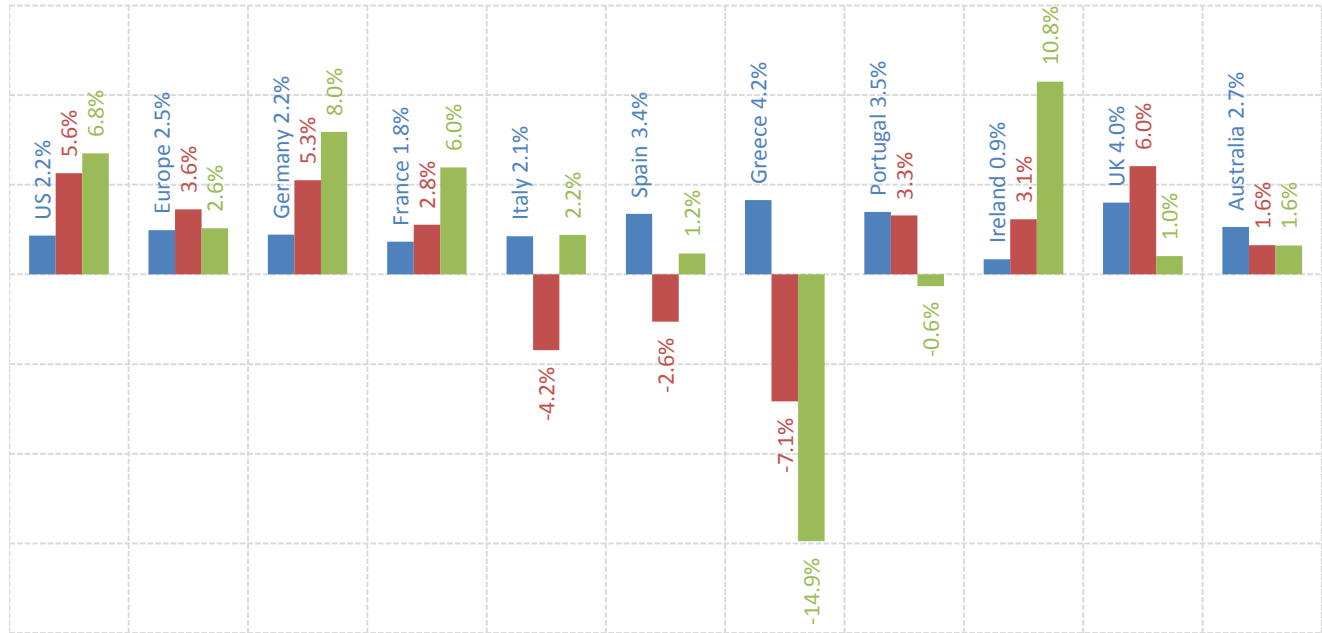
Source: BLS Consumer Price Index, TrendMacro calculations

CPI ■ Level ●●● 20-year trend --- Projected based on 3-mo SAAR ■ Recession



Source: BLS Consumer Price Index, TrendMacro calculations

World consumer inflation (SAAR, Europe NSA) ■ 12-month ■ 3-month ■ 1-month



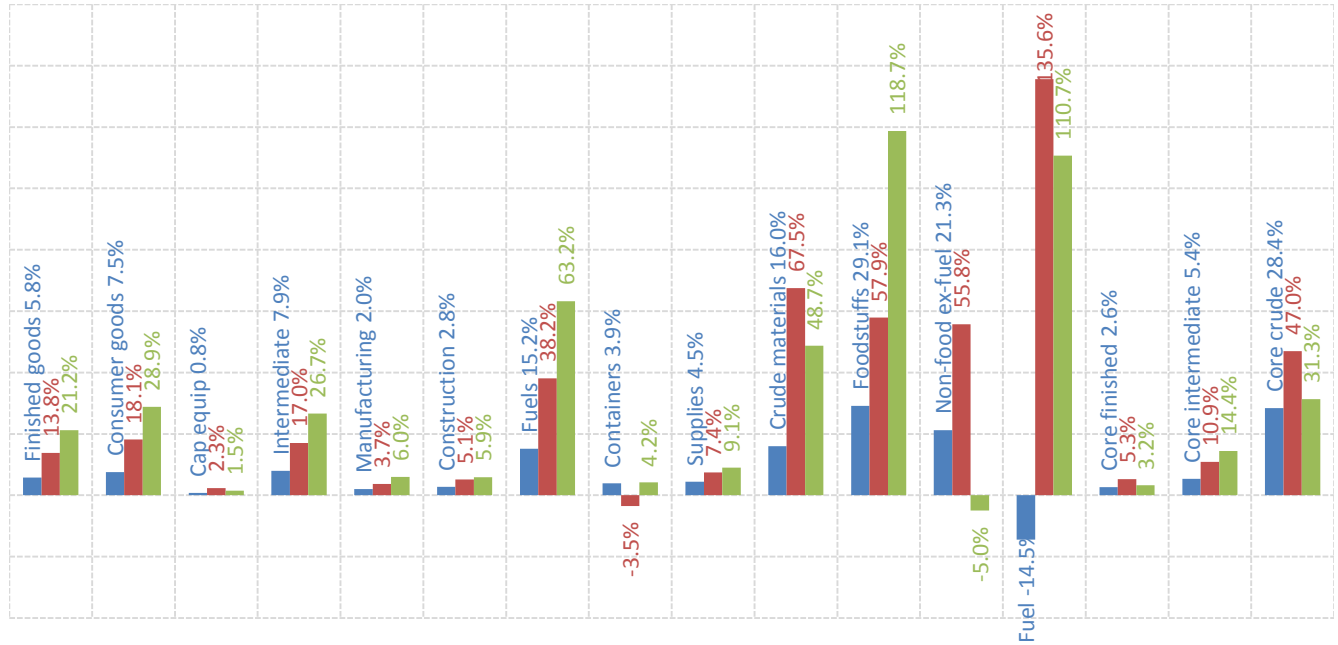
Source: Respective Statistical agencies, TrendMacro calculations

Yesterday's PPI data: what you need to know

	12-mo YOY	3-mo ann	1-mo ann	12 / 3/ 1-mo	12-mo YOY history
Finished goods	+5.8%	+13.8%	+21.2%		
Core	+2.6%	+5.3%	+3.2%		
Intermediate materials	+7.9%	+17.0%	+26.7%		
Core	+5.4%	+10.9%	+14.4%		
Crude materials	+16.0%	+67.5%	+48.7%		
Core	+28.4%	+47.0%	+31.3%		

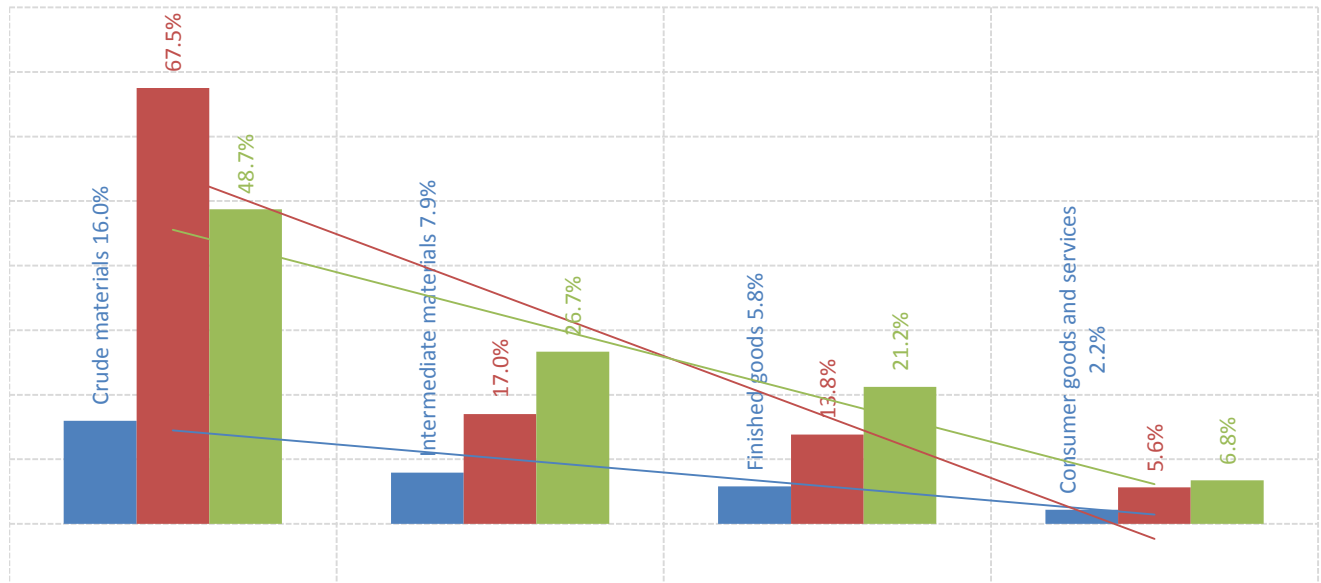
Source: BLS Producer Price Index, TrendMacro calculations

PPI inflation by sector (SAAR) ■ 12-month ■ 3-month ■ 1-month



Source: BLS Producer Price Index, TrendMacro calculations

The inflation pipeline (SAAR) ■ 12-month ■ 3-month ■ 1-month



Source: BLS Producer Price Index and Consumer Price Index, TrendMacro calculations