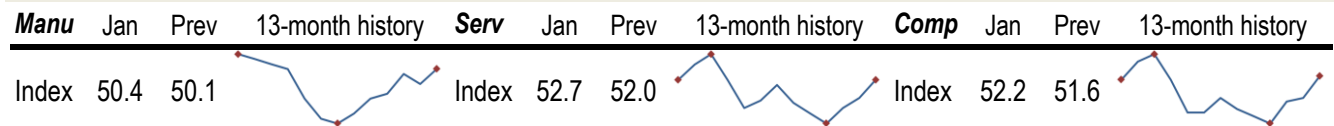


## Data Insights: Global PMI

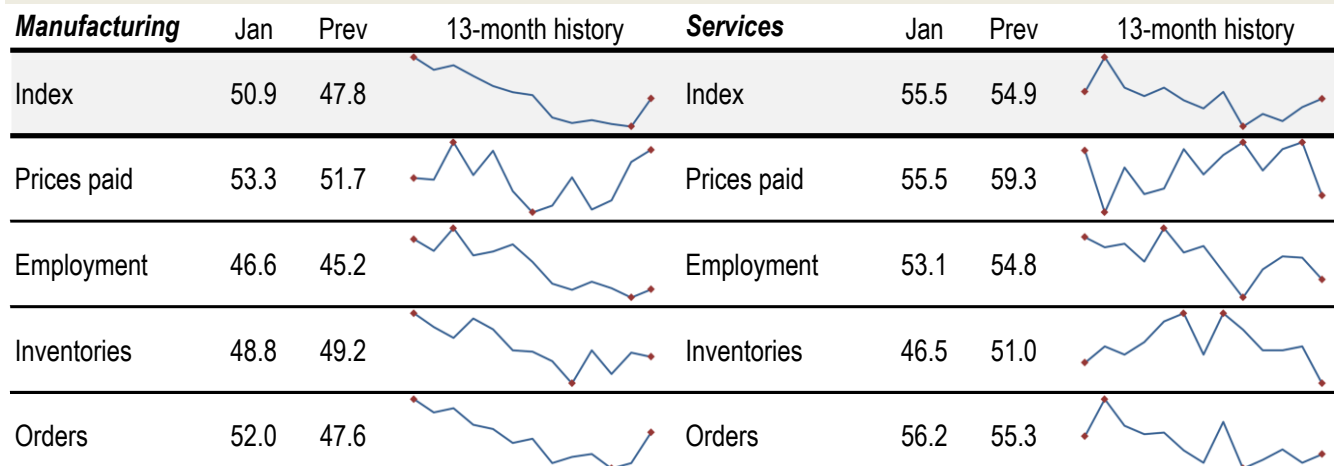
Wednesday, February 5, 2020

### Worldwide aggregate data: at a glance




Source: JPMorgan, TrendMacro calculations

### US data: at a glance



Source: Institute of Supply Management, TrendMacro calculations

### Japan data: at a glance



Source: Markit/Nomura, TrendMacro calculations

#### For more information contact us:

Donald Luskin: 312 273 6766 [don@trendmacro.com](mailto:don@trendmacro.com)  
 Thomas Demas: 704 552 3625 [tdemas@trendmacro.com](mailto:tdemas@trendmacro.com)

## Europe data: at a glance

<b>Manufacturing</b>	Last	Prev	13-month history	<b>Services</b>	Last	Prev	13-month history
Eurozone Jan	47.9	46.3		Eurozone Jan	52.5	52.8	
UK Jan	50.0	47.5		UK Jan	53.9	50.0	
Germany Jan	45.3	43.7		Germany Jan	54.2	52.9	
France Jan	51.1	50.4		France Jan	51.0	52.4	
Italy Jan	48.9	46.2		Italy Jan	51.4	51.1	
Spain Jan	48.5	47.4		Spain Jan	52.3	54.9	
Ireland Jan	51.4	49.5		Ireland Jan	56.9	55.9	
Netherlands Jan	49.9	48.3					
Austria Jan	49.2	46.0					
Greece Jan	54.4	53.9					
Czech Rep Jan	45.2	43.6					


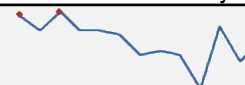

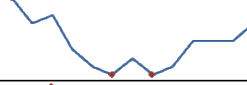
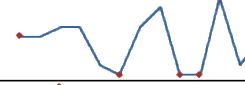


Source: Markit, Various TrendMacro calculations

## Eastern Europe data: at a glance

<b>Manufacturing</b>	Last	Prev	13-mo history	<b>Services</b>	Last	Prev	13-mo history
Russia Jan	47.9	47.5		Russia Jan	54.1	53.1	
Poland Jan	47.4	51.3					
Turkey Jan	48.0	49.5					


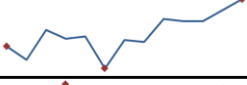
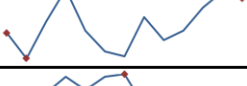

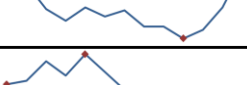
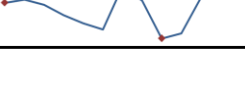


Source: Markit, TrendMacro calculations

## China data: at a glance

<b>Manufacturing</b>	Jan	Prev	13-month history	<b>Services</b>	Jan	Prev	13-month history
China	50.0	50.2		China	54.1	53.5	
Prices paid	53.8	51.8					
Employment	47.5	47.3		Employment	48.6	48.3	
Orders	51.4	51.2		Orders	50.6	50.4	

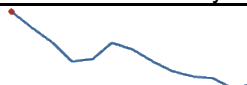
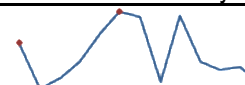
Source: China Federation of Logistics and Purchasing, TrendMacro calculations

## Asia data: at a glance

<b>Manufacturing</b>	Last	Prev	13-mo history	<b>Services</b>	Last	Prev	13-mo history
Hong Kong Jan	46.8	42.1					
Taiwan Jan	51.8	50.8					
S. Korea Jan	49.8	50.1					
Vietnam Jan	50.6	50.8					
India Jan	55.3	52.7		India Jan	55.5	53.3	
Indonesia Jan	49.3	49.5					
Malaysia Jan	48.8	50					

Source: Markit, Nikkei, TrendMacro calculations

## Australia data: at a glance

<b>Manufacturing</b>	Jan	Prev	13-month history	<b>Services</b>	Jan	Prev	13-month history
Index	49.6	49.2		Index	48.9	49.8	

Source: Commonwealth Bank, TrendMacro calculations

## Americas data: at a glance

<b>Manufacturing</b>				<b>Services</b>			
	Last	Prev	13-mo history		Last	Prev	13-mo history
Brazil Jan	51.0	50.2		Brazil Jan	52.7	51.0	
Mexico Jan	49.0	47.1					
Canada Jan	50.6	50.4					

Source: Markit, TrendMacro calculations

## Middle East/Africa data: at a glance

<b>Manufacturing</b>			
	Last	Prev	13-mo history
Saudi Arabia Jan	54.9	56.9	
UA Emirates Jan	49.3	50.2	
Egypt Jan	46.0	48.2	
S. Africa Jan	48.3	47.6	

Source: Markit, TrendMacro calculations