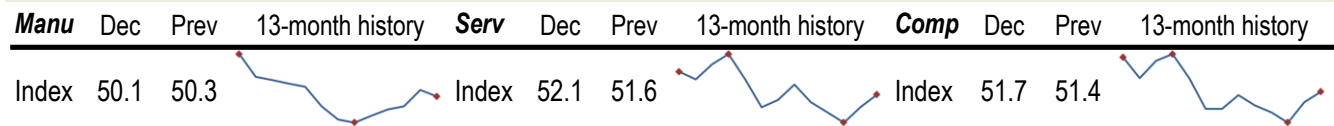


## Data Insights: Global PMI

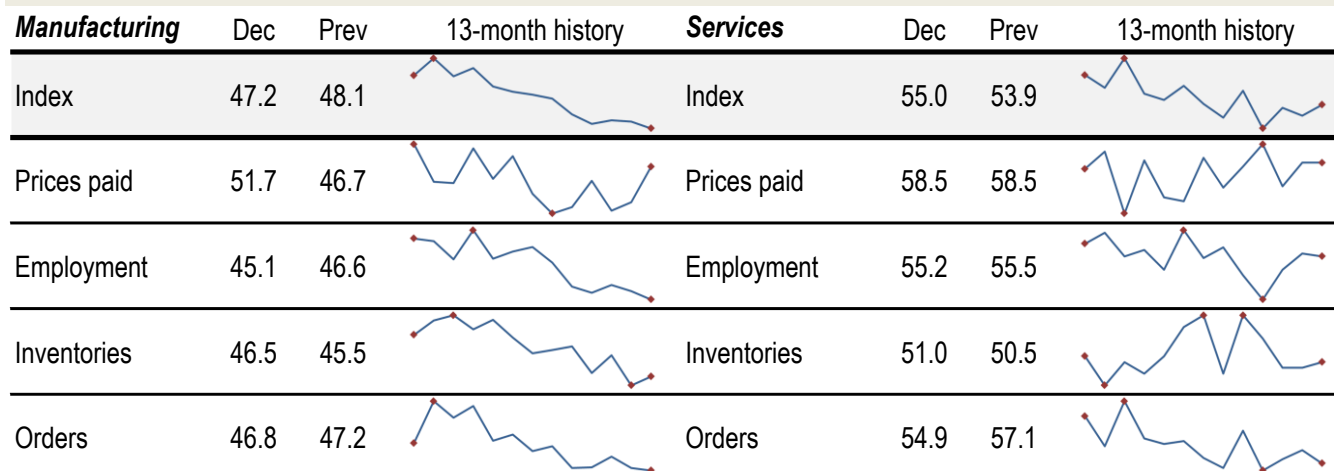
Tuesday, January 7, 2020

### Worldwide aggregate data: at a glance



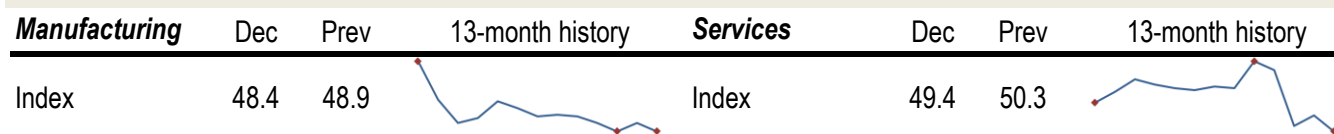
Source: JPMorgan, TrendMacro calculations

### US data: at a glance



Source: Institute of Supply Management, TrendMacro calculations

### Japan data: at a glance



Source: Markit/Nomura, TrendMacro calculations

### For more information contact us:

Donald Luskin: 312 273 6766 [don@trendmacro.com](mailto:don@trendmacro.com)  
 Thomas Demas: 704 552 3625 [tdemas@trendmacro.com](mailto:tdemas@trendmacro.com)

## Europe data: at a glance

<b>Manufacturing</b>	Last	Prev	13-month history	<b>Services</b>	Last	Prev	13-month history
Eurozone Dec	46.3	46.9		Eurozone Dec	52.8	51.9	
UK Dec	47.5	48.9		UK Dec	50.0	49.3	
Germany Dec	43.7	44.1		Germany Dec	52.9	51.7	
France Dec	50.4	51.7		France Dec	52.4	52.2	
Italy Dec	46.2	47.6		Italy Dec	51.1	50.4	
Spain Dec	47.4	47.5		Spain Dec	54.9	53.2	
Ireland Dec	49.5	49.7		Ireland Dec	55.9	53.7	
Netherlands Dec	48.3	49.6					
Austria Dec	46.0	46.0					
Greece Dec	53.9	54.1					
Czech Rep Dec	43.6	43.5					



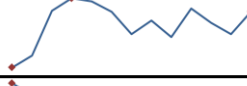
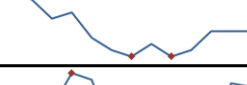
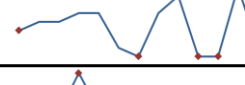


Source: Markit, Various TrendMacro calculations

## Eastern Europe data: at a glance

<b>Manufacturing</b>	Last	Prev	13-mo history	<b>Services</b>	Last	Prev	13-mo history
Russia Dec	47.5	45.6		Russia Dec	53.1	55.6	
Poland Dec	48.0	49.5					
Turkey Dec	46.7	49.5					

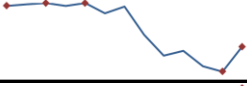
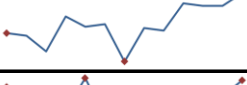
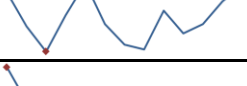





Source: Markit, TrendMacro calculations

## China data: at a glance

<b>Manufacturing</b>	Dec	Prev	13-month history	<b>Services</b>	Dec	Prev	13-month history
China	50.2	50.2		China	53.5	54.4	
Prices paid	51.8	49.0					
Employment	47.3	47.3		Employment	48.3	49.0	
Orders	51.2	51.3		Orders	50.4	51.3	

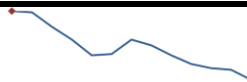
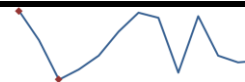
Source: China Federation of Logistics and Purchasing, TrendMacro calculations

## Asia data: at a glance

<b>Manufacturing</b>	Last	Prev	13-mo history	<b>Services</b>	Last	Prev	13-mo history
Hong Kong Dec	42.1	38.5					
Taiwan Dec	50.8	49.8					
S. Korea Dec	50.1	49.4					
Vietnam Dec	50.8	51					
India Dec	52.7	51.2		India Dec	53.3	52.7	
Indonesia Dec	49.5	48.2					
Malaysia Dec	50	49.5					

Source: Markit, Nikkei, TrendMacro calculations

## Australia data: at a glance

<b>Manufacturing</b>	Dec	Prev	13-month history	<b>Services</b>	Dec	Prev	13-month history
Index	49.2	49.9		Index	49.8	49.7	

Source: Commonwealth Bank, TrendMacro calculations

## Americas data: at a glance

<b>Manufacturing</b>	Last	Prev	13-mo history	<b>Services</b>	Last	Prev	13-mo history
Brazil Dec	50.2	52.9		Brazil Dec	51.0	50.9	
Mexico Dec	47.1	48.0					
Canada Dec	50.4	51.4					

Source: Markit, TrendMacro calculations

## Middle East/Africa data: at a glance

<b>Manufacturing</b>	Last	Prev	13-mo history
Saudi Arabia Dec	56.9	58.3	
UA Emirates Dec	50.2	50.3	
Egypt Dec	48.2	47.9	
S. Africa Dec	47.6	48.6	

Source: Markit, TrendMacro calculations