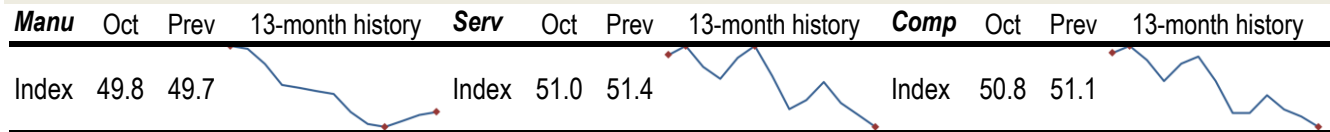


## Data Insights: Global PMI

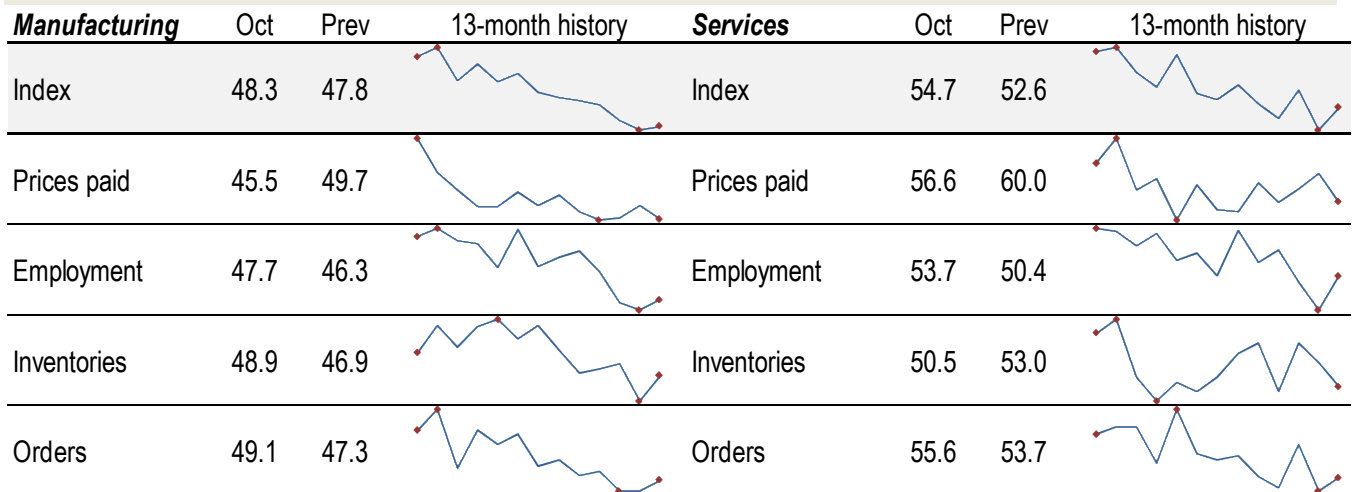
Tuesday, November 5, 2019

### Worldwide aggregate data: at a glance




Source: JPMorgan, TrendMacro calculations

### US data: at a glance



Source: Institute of Supply Management, TrendMacro calculations

### Japan data: at a glance



Source: Markit/Nomura, TrendMacro calculations

### For more information contact us:

Donald Luskin: 312 273 6766 [don@trendmacro.com](mailto:don@trendmacro.com)  
 Thomas Demas: 704 552 3625 [tdemas@trendmacro.com](mailto:tdemas@trendmacro.com)

## Europe data: at a glance

<b>Manufacturing</b>	Last	Prev	13-month history	<b>Services</b>	Last	Prev	13-month history
Eurozone Oct	45.9	45.7		Eurozone Oct	52.2	51.6	
UK Oct	49.6	48.3		UK Oct	50.0	49.5	
Germany Oct	42.1	41.7		Germany Oct	51.6	51.4	
France Oct	50.7	50.1		France Oct	52.9	51.1	
Italy Oct	47.7	47.8		Italy Oct	52.2	51.4	
Spain Oct	46.8	47.7		Spain Oct	52.7	53.3	
Ireland Oct	50.7	48.7		Ireland Oct	50.6	53.1	
Netherlands Oct	50.3	51.6					
Austria Oct	45.5	45.1					
Greece Oct	53.5	53.6					
Czech Rep Oct	45.0	44.9					

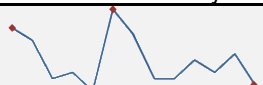
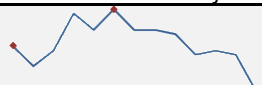
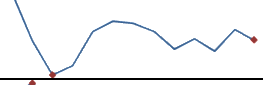
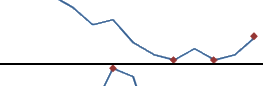
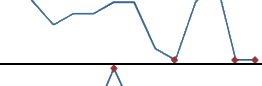


Source: Markit, Various TrendMacro calculations

## Eastern Europe data: at a glance

<b>Manufacturing</b>	Last	Prev	13-mo history	<b>Services</b>	Last	Prev	13-mo history
Russia Oct	47.2	46.3		Russia Oct	55.8	53.6	
Poland Oct	45.6	49.0					
Turkey Oct	47.8	50.0					

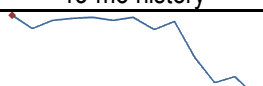

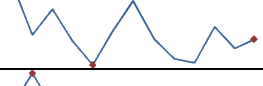
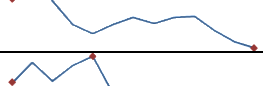
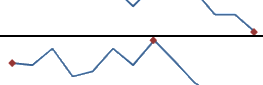

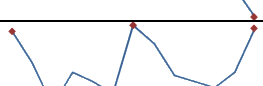
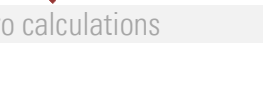
Source: Markit, TrendMacro calculations

## China data: at a glance

<b>Manufacturing</b>	Oct	Prev	13-month history	<b>Services</b>	Oct	Prev	13-month history
China	49.3	49.8		China	52.8	53.7	
Prices paid	50.4	52.2					
Employment	47.3	47.0		Employment	48.2	48.2	
Orders	49.6	50.5		Orders	49.4	50.5	



Source: China Federation of Logistics and Purchasing, TrendMacro calculations

## Asia data: at a glance

<b>Manufacturing</b>	Last	Prev	13-mo history	<b>Services</b>	Last	Prev	13-mo history
Hong Kong Oct	39.3	41.5					
Taiwan Oct	49.8	50.0					
S. Korea Oct	48.4	48.0					
Vietnam Oct	50	50.5					
India Oct	50.6	51.4		India Oct	49.2	48.7	
Indonesia Oct	47.7	49.1					
Malaysia Oct	49.3	47.9					

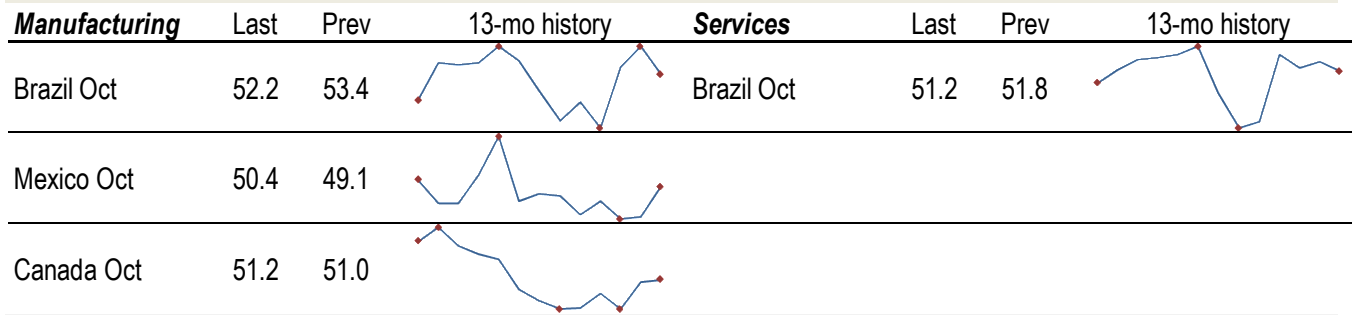
Source: Markit, Nikkei, TrendMacro calculations

## Australia data: at a glance

<b>Manufacturing</b>	Oct	Prev	13-month history	<b>Services</b>	Oct	Prev	13-month history
Index	50.0	50.3		Index	50.1	52.4	

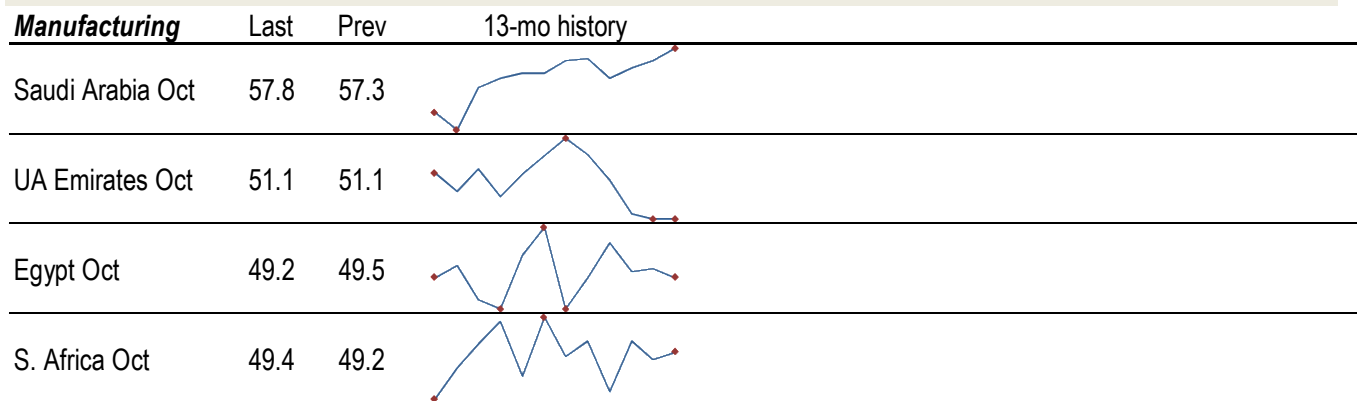
Source: Commonwealth Bank, TrendMacro calculations

## Americas data: at a glance



Source: Markit, TrendMacro calculations

## Middle East/Africa data: at a glance



Source: Markit, TrendMacro calculations