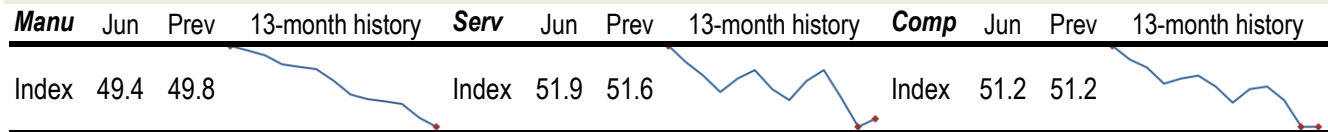


Data Insights: Global PMI

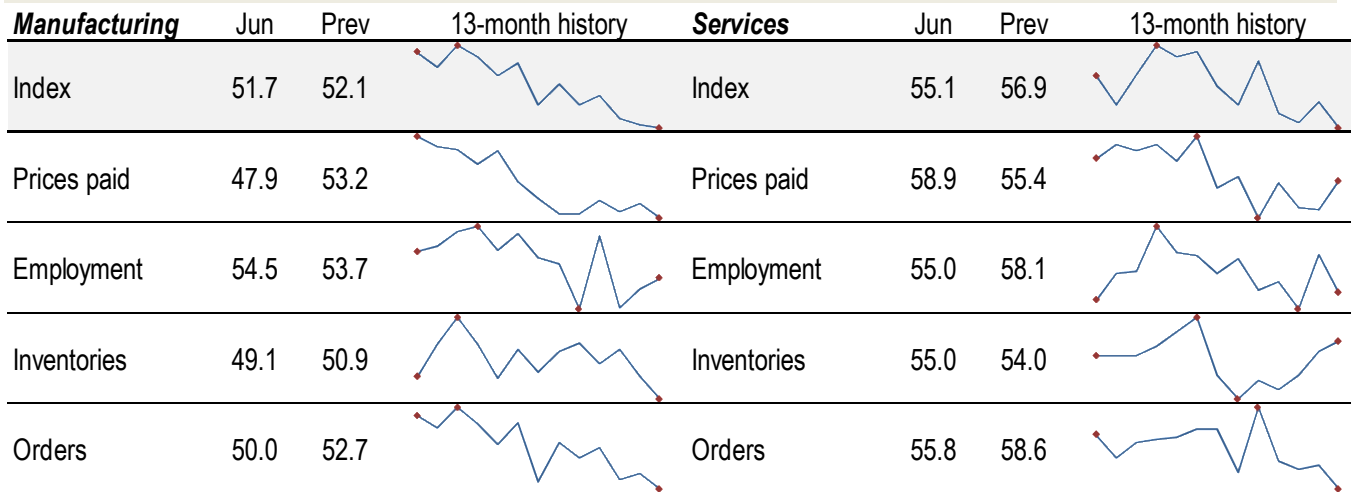
Wednesday, July 3, 2019

Worldwide aggregate data: at a glance



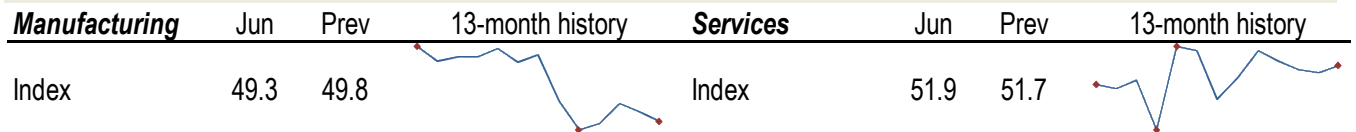
Source: JPMorgan, TrendMacro calculations

US data: at a glance



Source: Institute of Supply Management, TrendMacro calculations

Japan data: at a glance



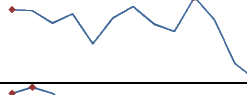
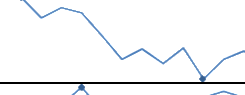
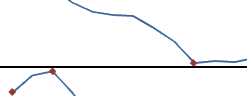
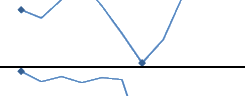

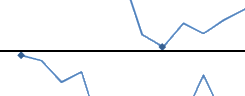

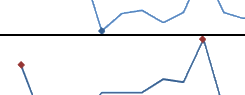
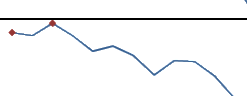
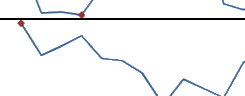
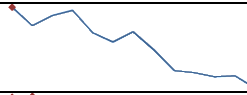

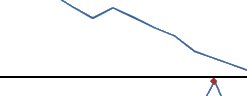


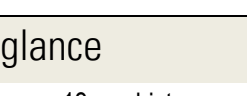


Source: Markit/Nomura, TrendMacro calculations

For more information contact us:


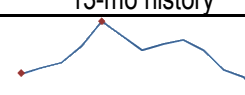
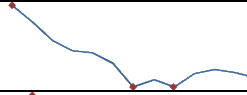

Donald Luskin: 312 273 6766 don@trendmacro.com
 Thomas Demas: 704 552 3625 tdemas@trendmacro.com

Europe data: at a glance

Manufacturing	Last	Prev	13-month history	Services	Last	Prev	13-month history
Eurozone Jun	47.6	47.7		Eurozone Jun	53.6	52.9	
UK Jun	48.0	49.4		UK Jun	50.2	51.0	
Germany Jun	45.0	44.3		Germany Jun	55.8	55.4	
France Jun	51.9	50.6		France Jun	52.9	51.5	
Italy Jun	48.4	49.7		Italy Jun	50.5	50.0	
Spain Jun	47.9	50.1		Spain Jun	53.6	52.8	
Ireland Jun	49.8	50.4		Ireland Jun	56.9	57.0	
Netherlands Jun	50.7	52.2					
Austria Jun	47.5	48.3					
Greece Jun	52.4	54.2					
Czech Rep Jun	45.9	46.6					


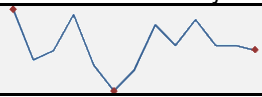
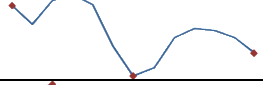
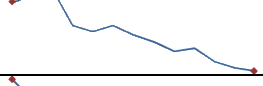
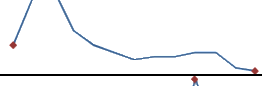


Source: Markit, Various TrendMacro calculations

Eastern Europe data: at a glance

Manufacturing	Last	Prev	13-mo history	Services	Last	Prev	13-mo history
Russia Jun	48.6	49.8		Russia Jun	49.7	52.0	
Poland Jun	48.4	47.9					
Turkey Jun	48.8	45.3					

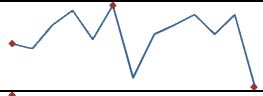
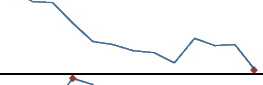
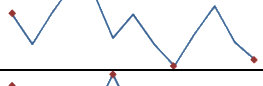
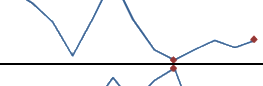


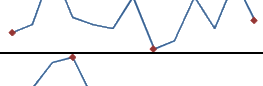

Source: Markit, TrendMacro calculations

China data: at a glance

Manufacturing				Services			
	Jun	Prev	13-month history		Jun	Prev	13-month history
China	49.4	49.4		China	54.2	54.3	
Prices paid	49.0	51.8					
Employment	46.9	47.0		Employment	48.2	48.3	
Orders	49.6	49.8		Orders	51.5	50.3	

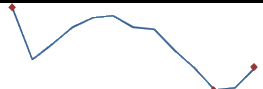
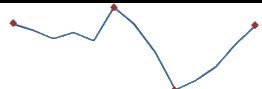
Source: China Federation of Logistics and Purchasing, TrendMacro calculations

Asia data: at a glance

Manufacturing				Services			
	Last	Prev	13-mo history		Last	Prev	13-mo history
Hong Kong May	46.9	48.4					
Taiwan Jun	45.5	48.4					
S. Korea Jun	47.5	48.4					
Vietnam Jun	52.5	52					
India Jun	52.1	52.7		India Jun	49.6	50.2	
Indonesia Jun	50.6	51.6					
Malaysia Jun	47.8	48.8					

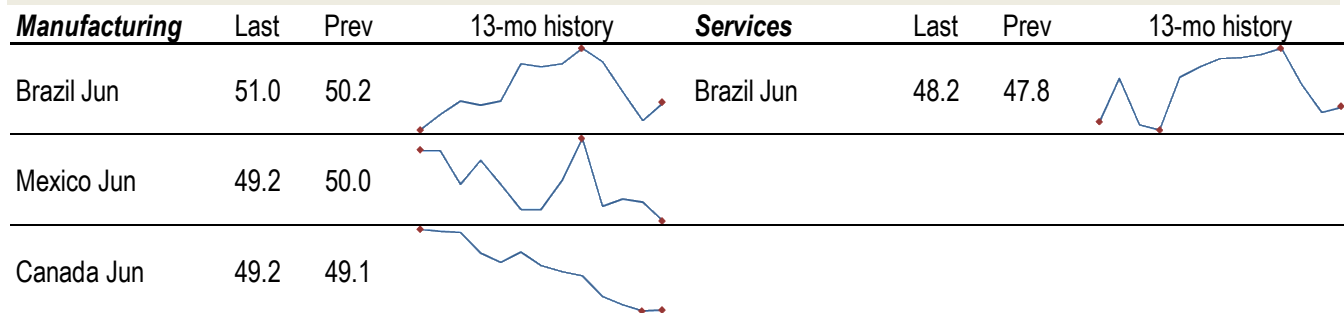
Source: Markit, Nikkei, TrendMacro calculations

Australia data: at a glance

Manufacturing				Services			
	Jun	Prev	13-month history		Jun	Prev	13-month history
Index	52.0	51.0		Index	52.6	51.5	

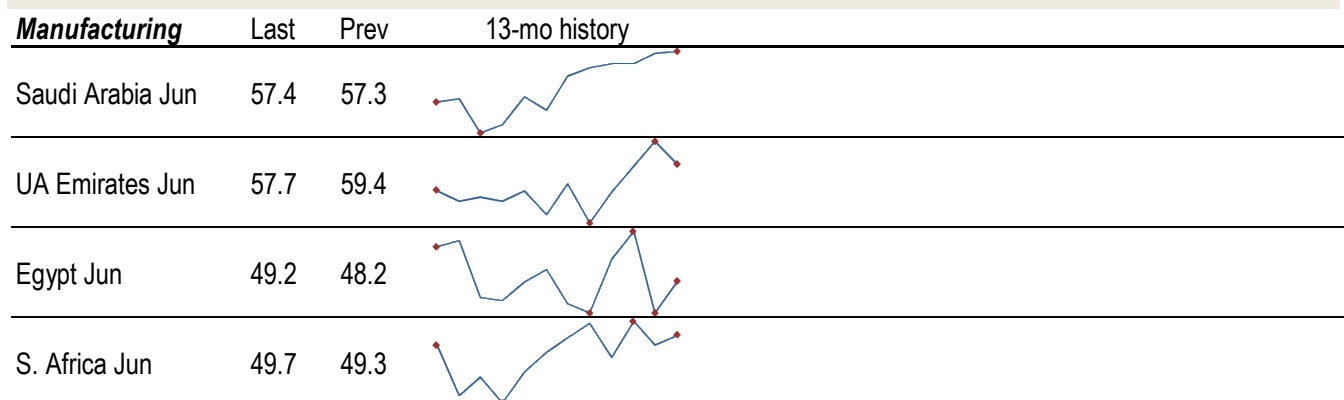
Source: Commonwealth Bank, TrendMacro calculations

Americas data: at a glance



Source: Markit, TrendMacro calculations

Middle East/Africa data: at a glance



Source: Markit, TrendMacro calculations