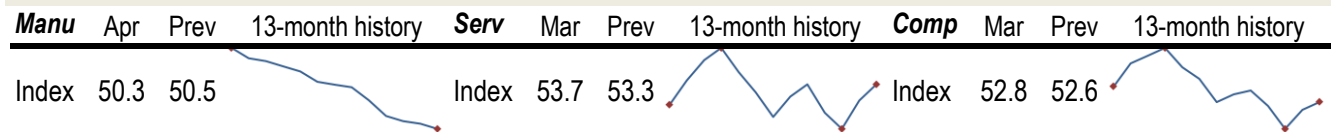


Data Insights: Global PMI

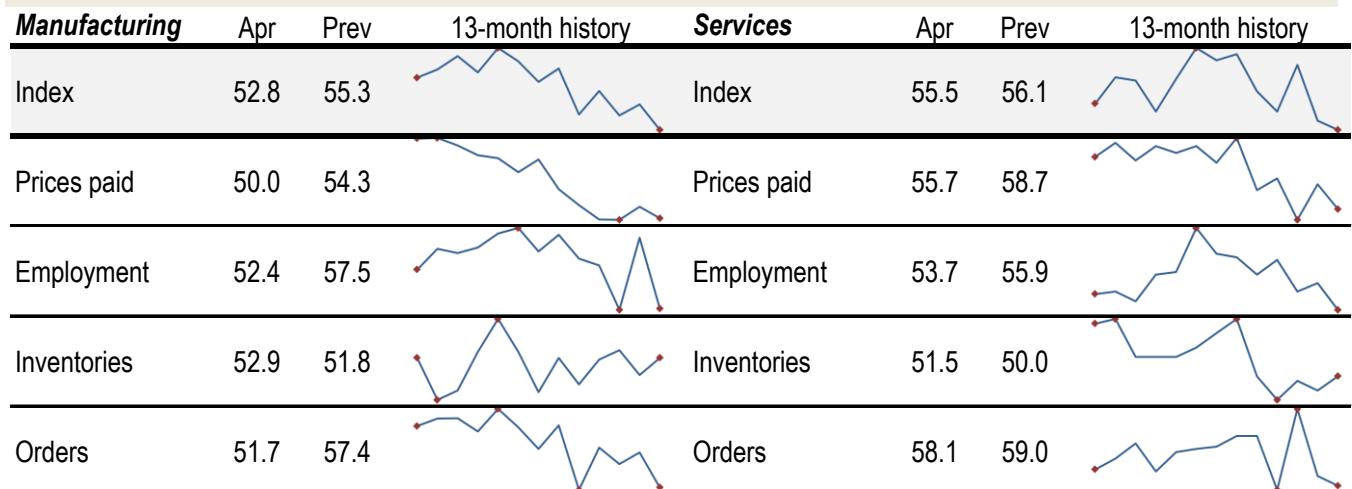
Friday, May 3, 2019

Worldwide aggregate data: at a glance




Source: JPMorgan, TrendMacro calculations

US data: at a glance



Source: Institute of Supply Management, TrendMacro calculations

Japan data: at a glance



Source: Markit/Nomura, TrendMacro calculations

For more information contact us:

Donald Luskin: 312 273 6766 don@trendmacro.com
 Thomas Demas: 704 552 3625 tdemas@trendmacro.com

Europe data: at a glance

Manufacturing	Last	Prev	13-month history	Services	Last	Prev	13-month history
Eurozone Apr	47.9	47.5		Eurozone Apr	52.5	53.3	
UK Apr	53.1	55.1		UK Apr	50.4	48.9	
Germany Apr	44.4	44.1		Germany Apr	55.6	55.4	
France Apr	50.0	49.7		France Apr	50.5	49.1	
Italy Apr	49.1	47.4		Italy Mar	53.1	50.4	
Spain Apr	51.8	50.9		Spain Mar	56.8	54.5	
Ireland Apr	52.5	53.9		Ireland Apr	54.7	55.3	
Netherlands Apr	52.0	52.5					
Austria Apr	49.2	50.0					
Greece Apr	56.6	54.7					
Czech Rep Apr	46.6	47.3					



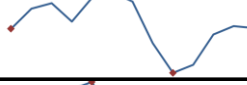
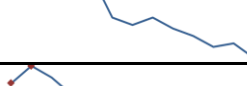
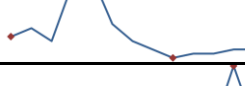


Source: Markit, Various TrendMacro calculations

Eastern Europe data: at a glance

Manufacturing	Last	Prev	13-mo history	Services	Last	Prev	13-mo history
Russia Apr	51.8	52.8		Russia Mar	54.4	55.3	
Poland Apr	49.0	46.8					
Turkey Apr	48.7	47.2					


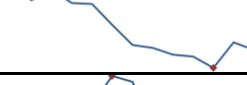
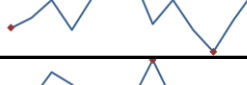



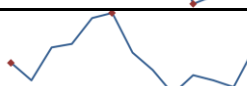
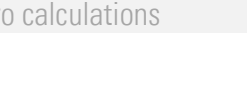
Source: Markit, TrendMacro calculations

China data: at a glance

Manufacturing	Apr	Prev	13-month history	Services	Apr	Prev	13-month history
China	50.1	50.5		China	54.3	54.8	
Prices paid	53.1	53.5					
Employment	47.2	47.6		Employment	48.7	48.7	
Orders	51.4	51.6		Orders	50.8	52.5	

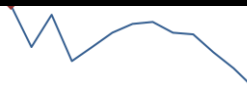

Source: China Federation of Logistics and Purchasing, TrendMacro calculations

Asia data: at a glance

Manufacturing	Last	Prev	13-mo history	Services	Last	Prev	13-mo history
Hong Kong Mar	48.0	48.4					
Taiwan Apr	48.2	49.0					
S. Korea Apr	50.2	48.8					
Vietnam Apr	52.5	51.9					
India Apr	51.8	52.6		India Mar	52	52.5	
Indonesia Apr	50.4	51.2					
Malaysia Apr	49.4	47.2					

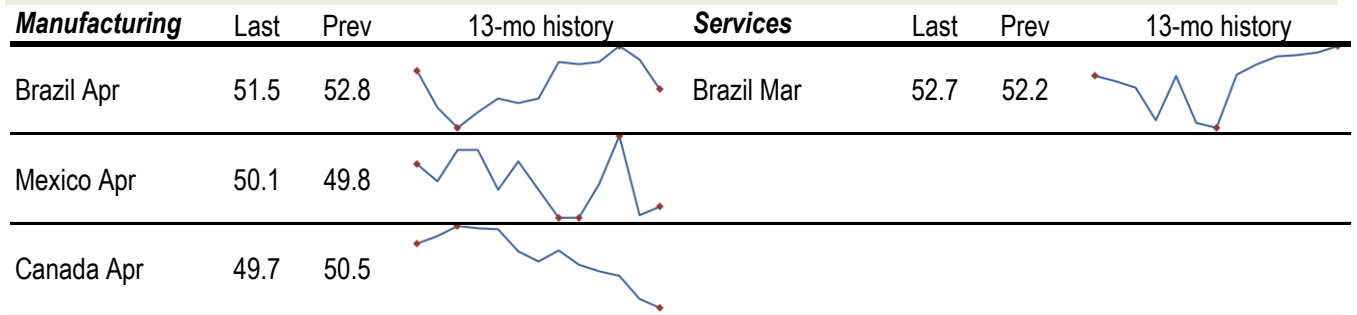
Source: Markit, Nikkei, TrendMacro calculations

Australia data: at a glance

Manufacturing	Apr	Prev	13-month history	Services	Apr	Prev	13-month history
Index	50.9	52.0		Index	50.1	49.3	

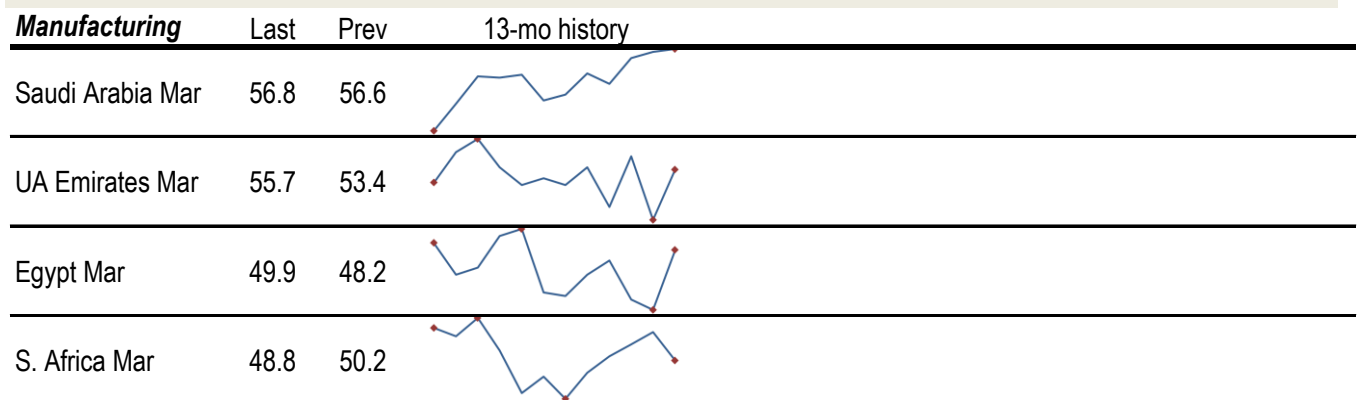
Source: Commonwealth Bank, TrendMacro calculations

Americas data: at a glance



Source: Markit, TrendMacro calculations

Middle East/Africa data: at a glance



Source: Markit, TrendMacro calculations