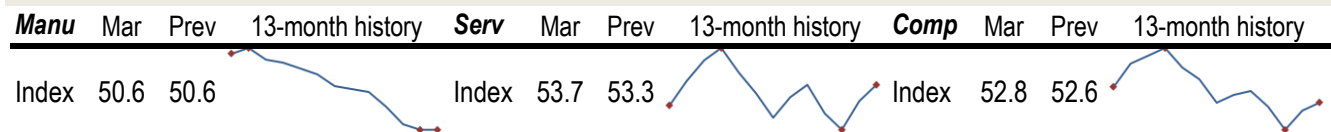


Data Insights: Global PMI

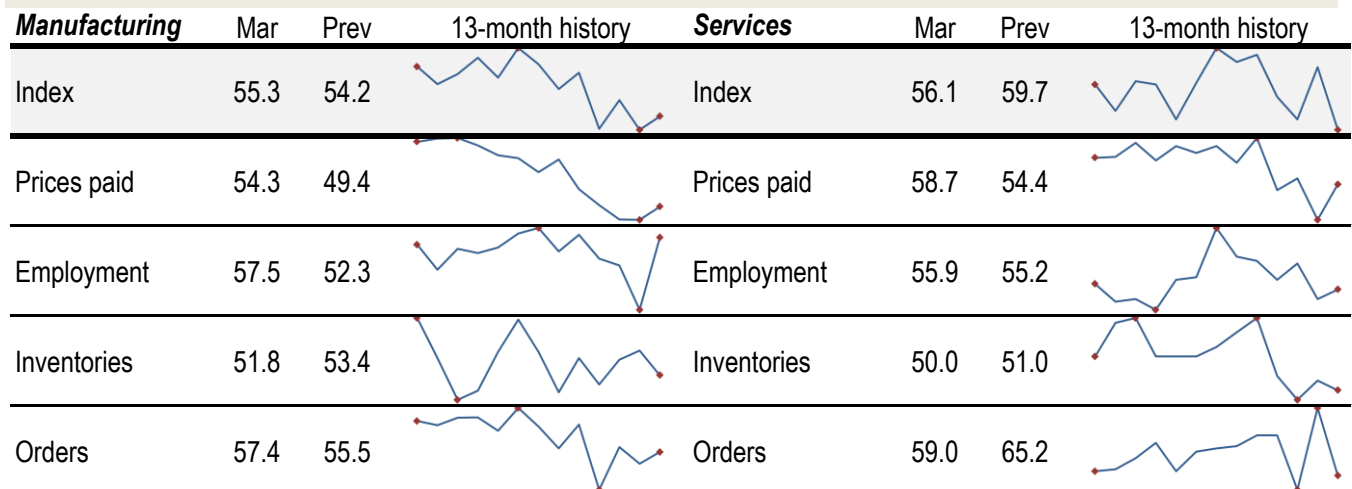
Wednesday, April 3, 2019

Worldwide aggregate data: at a glance



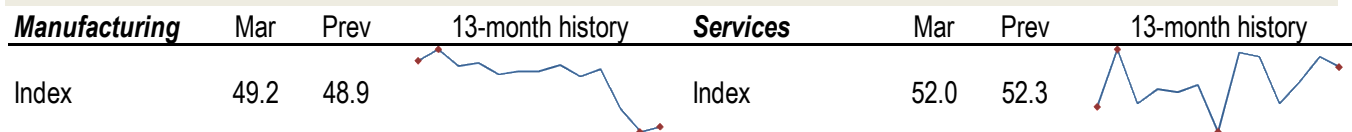
Source: JPMorgan, TrendMacro calculations

US data: at a glance



Source: Institute of Supply Management, TrendMacro calculations

Japan data: at a glance

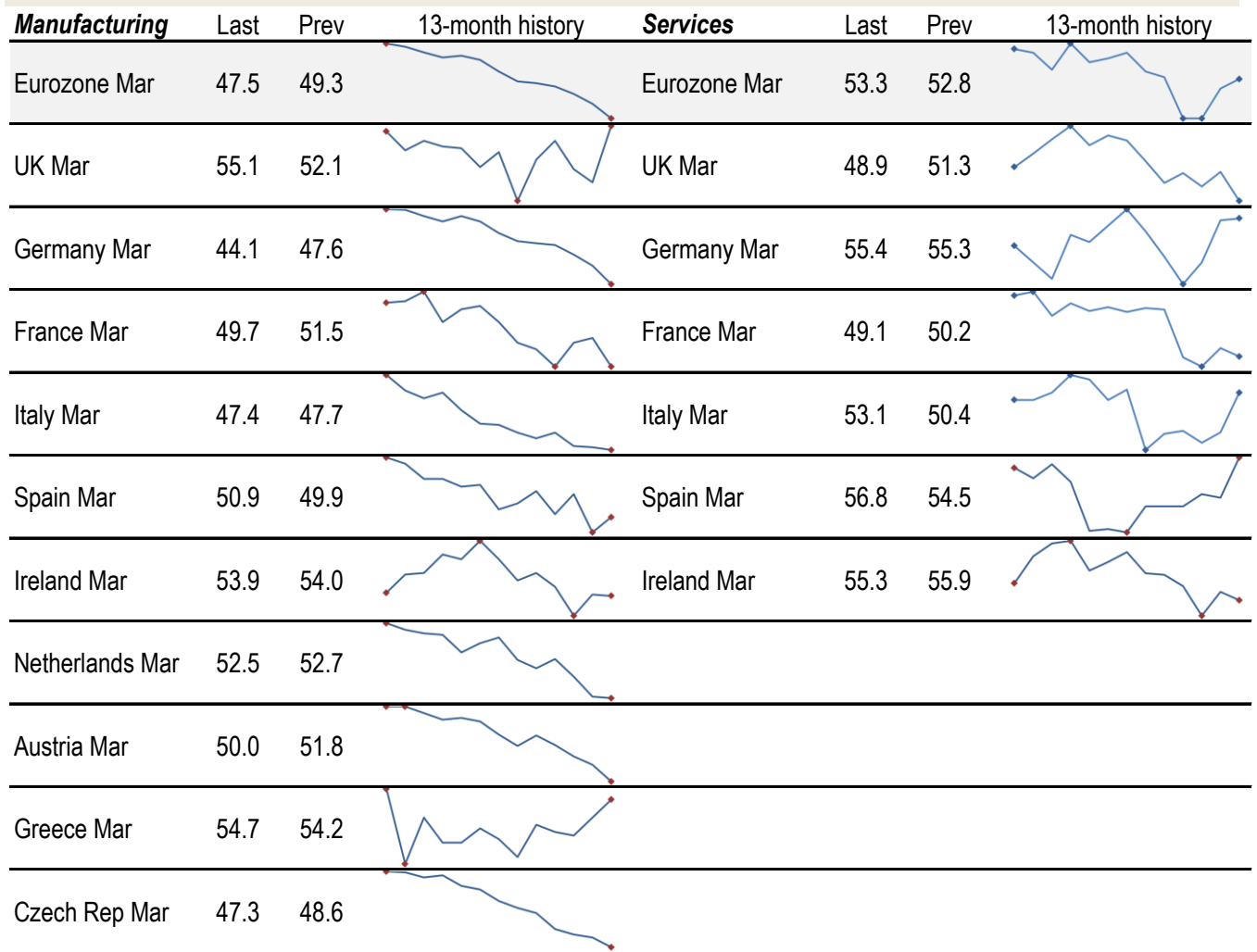


Source: Markit/Nomura, TrendMacro calculations

For more information contact us:

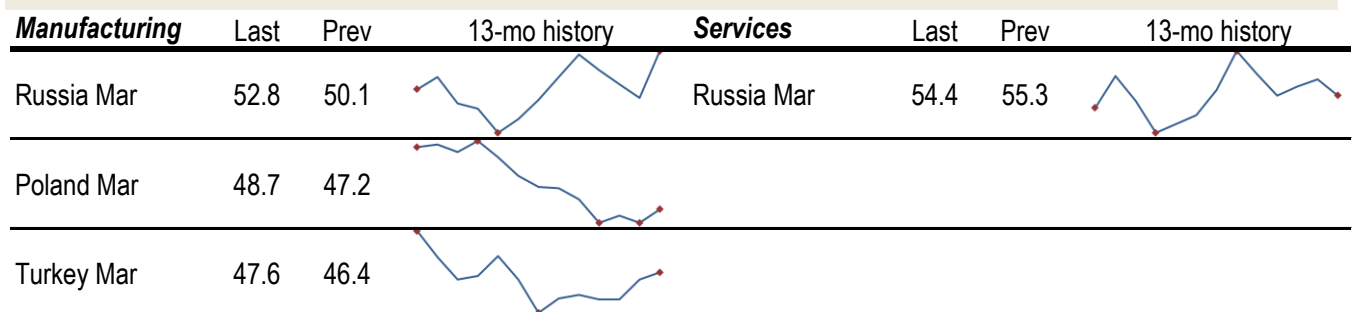
Donald Luskin: 312 273 6766 don@trendmacro.com
 Thomas Demas: 704 552 3625 tdemas@trendmacro.com

Europe data: at a glance





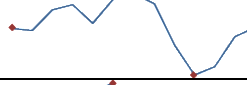

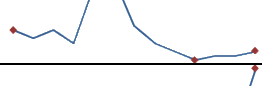


Source: Markit, Various TrendMacro calculations

Eastern Europe data: at a glance







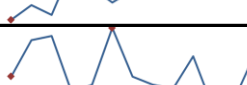

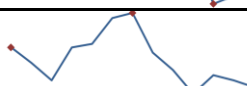
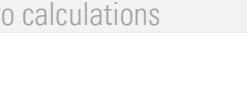
Source: Markit, TrendMacro calculations

China data: at a glance

Manufacturing	Mar	Prev	13-month history	Services	Mar	Prev	13-month history
China	50.5	49.2		China	54.8	54.3	
Prices paid	53.5	51.9					
Employment	47.6	47.5		Employment	48.7	48.6	
Orders	51.6	50.6		Orders	52.5	50.7	


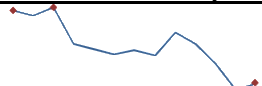
Source: China Federation of Logistics and Purchasing, TrendMacro calculations

Asia data: at a glance

Manufacturing	Last	Prev	13-mo history	Services	Last	Prev	13-mo history
Hong Kong Mar	48.0	48.4					
Taiwan Mar	49.0	46.3					
S. Korea Mar	48.8	47.2					
Vietnam Mar	51.9	51.2					
India Mar	52.6	54.3		India Feb	52.5	52.2	
Indonesia Mar	51.2	50.1					
Malaysia Mar	47.2	47.6					

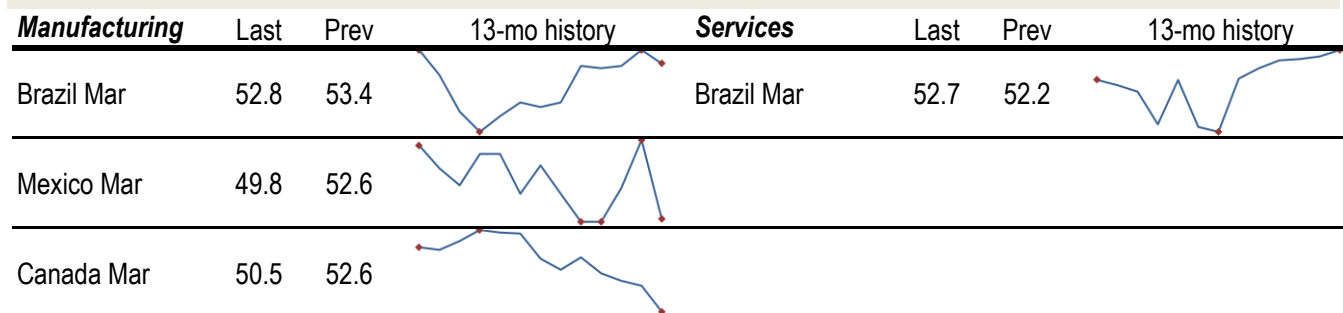
Source: Markit, Nikkei, TrendMacro calculations

Australia data: at a glance

Manufacturing	Mar	Prev	13-month history	Services	Mar	Prev	13-month history
Index	52.0	52.9		Index	49.3	48.7	

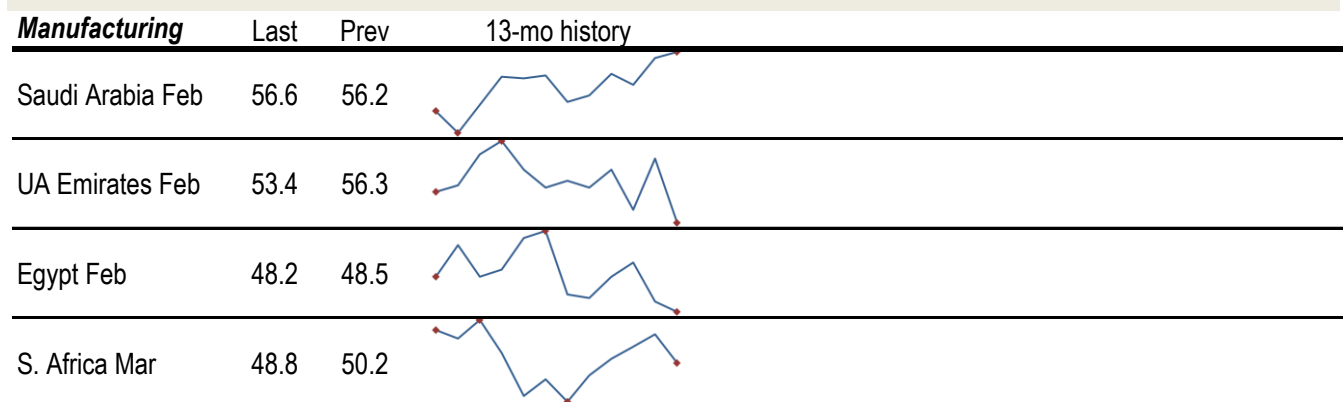
Source: Commonwealth Bank, TrendMacro calculations

Americas data: at a glance



Source: Markit, TrendMacro calculations

Middle East/Africa data: at a glance



Source: Markit, TrendMacro calculations