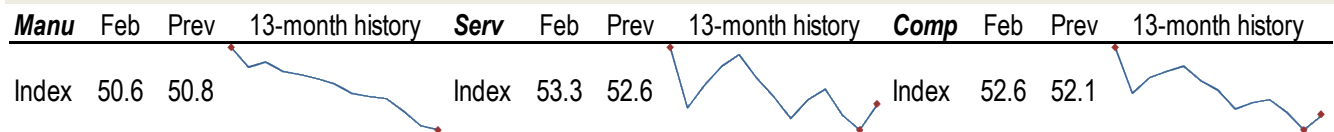


Data Insights: Global PMI

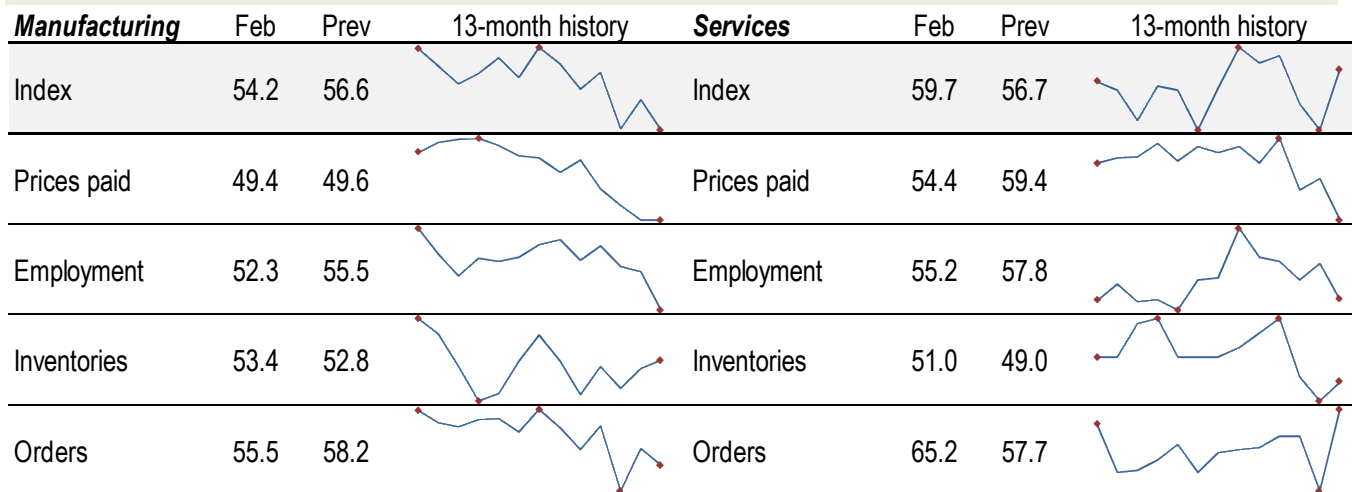
Tuesday, March 5, 2019

Worldwide aggregate data: at a glance



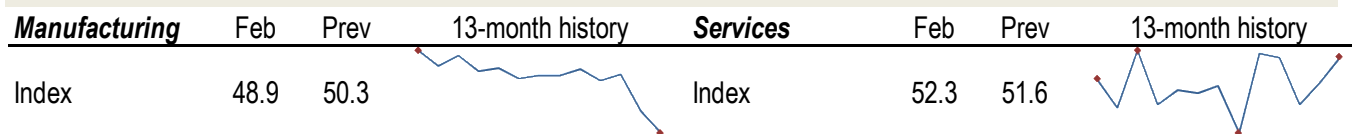
Source: JPMorgan, TrendMacro calculations

US data: at a glance



Source: Institute of Supply Management, TrendMacro calculations

Japan data: at a glance


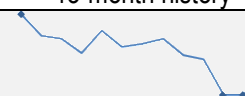
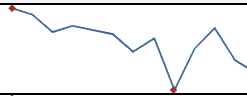
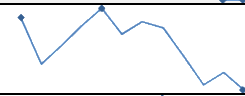
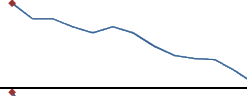
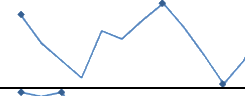
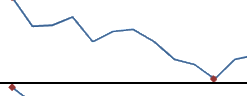
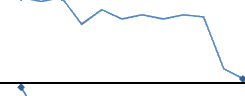
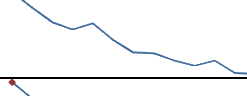
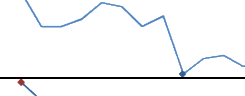
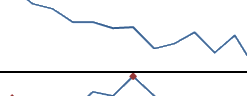





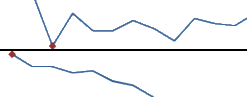



Source: Markit/Nomura, TrendMacro calculations

For more information contact us:



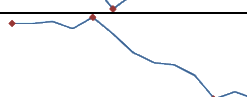
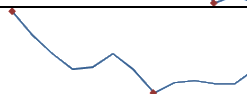
Donald Luskin: 312 273 6766 don@trendmacro.com
 Thomas Demas: 704 552 3625 tdemas@trendmacro.com

Europe data: at a glance

Manufacturing	Last	Prev	13-month history	Services	Last	Prev	13-month history
Eurozone Feb	49.3	50.5		Eurozone Feb	52.8	51.2	
UK Feb	52.0	52.6		UK Feb	51.3	50.1	
Germany Feb	47.6	49.7		Germany Feb	55.3	53.0	
France Feb	51.5	51.2		France Feb	50.2	47.8	
Italy Feb	47.7	47.8		Italy Feb	50.4	49.7	
Spain Feb	49.9	52.4		Spain Feb	54.5	54.7	
Ireland Feb	54.0	52.6		Ireland Feb	55.9	54.2	
Netherlands Feb	52.7	55.1					
Austria Feb	51.8	52.7					
Greece Feb	54.2	53.7					
Czech Rep Feb	48.6	49.0					

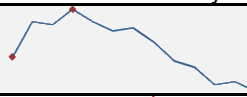
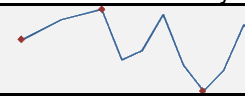
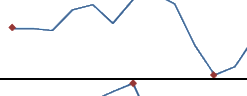
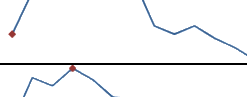



Source: Markit, Various TrendMacro calculations

Eastern Europe data: at a glance

Manufacturing	Last	Prev	13-mo history	Services	Last	Prev	13-mo history
Russia Feb	50.1	50.9		Russia Feb	55.3	54.9	
Poland Feb	47.6	46.4					
Turkey Feb	48.2	44.2					

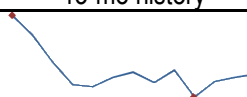
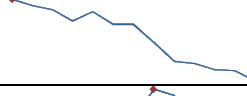


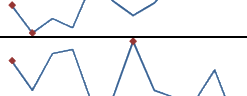

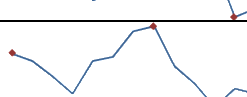
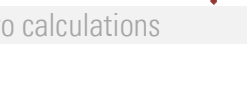
Source: Markit, TrendMacro calculations

China data: at a glance

Manufacturing	Feb	Prev	13-month history	Services	Feb	Prev	13-month history
China	49.2	49.5		China	54.3	54.7	
Prices paid	51.9	46.3					
Employment	47.5	47.8		Employment	48.6	48.6	
Orders	50.6	49.6		Orders	50.7	51.0	


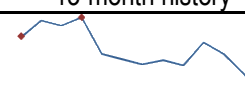
Source: China Federation of Logistics and Purchasing, TrendMacro calculations

Asia data: at a glance

Manufacturing	Last	Prev	13-mo history	Services	Last	Prev	13-mo history
Hong Kong Feb	48.4	48.2					
Taiwan Feb	46.3	47.5					
S. Korea Feb	47.2	48.3					
Vietnam Feb	51.2	51.9					
India Feb	54.3	53.9		India Feb	52.5	52.2	
Indonesia Feb	50.1	49.9					
Malaysia Feb	47.6	47.9					

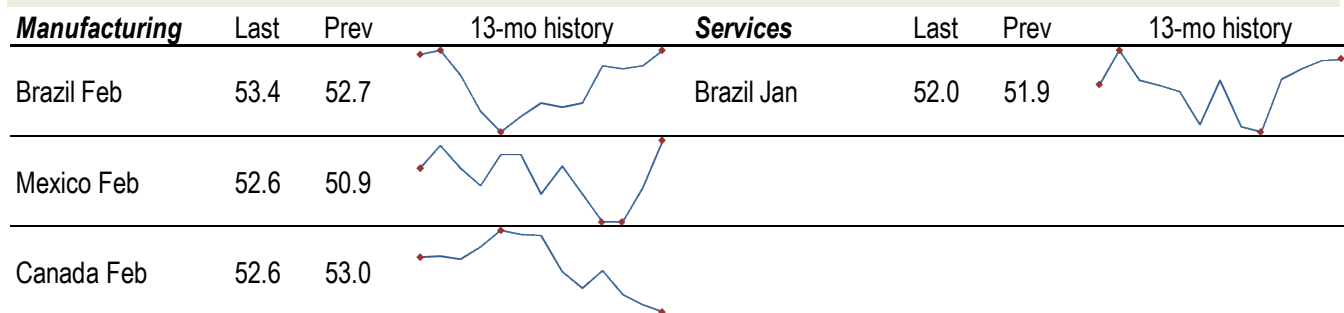
Source: Markit, Nikkei, TrendMacro calculations

Australia data: at a glance

Manufacturing	Feb	Prev	13-month history	Services	Feb	Prev	13-month history
Index	52.9	53.9		Index	48.7	51.0	

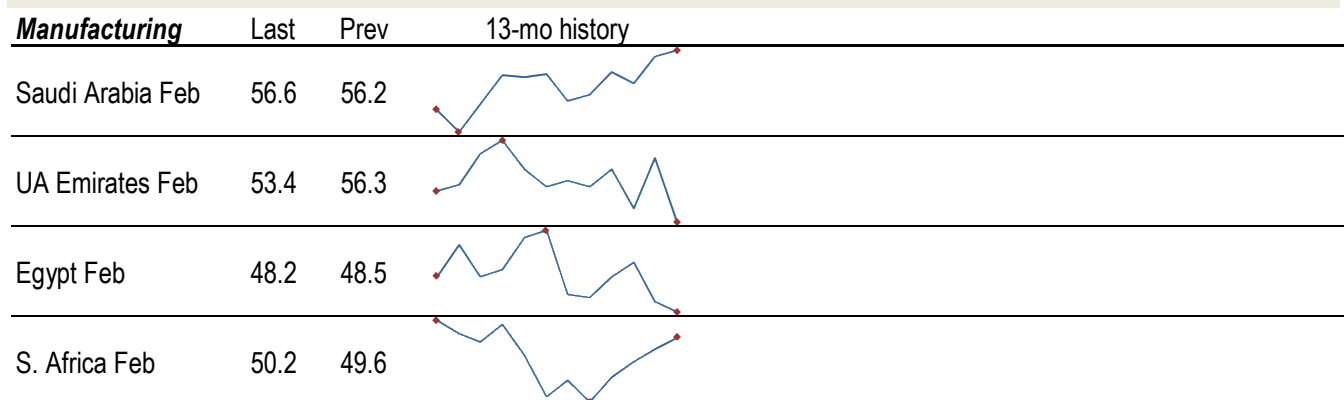
Source: Commonwealth Bank, TrendMacro calculations

Americas data: at a glance



Source: Markit, TrendMacro calculations

Middle East/Africa data: at a glance



Source: Markit, TrendMacro calculations