


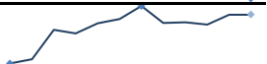

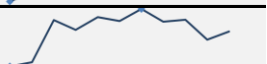
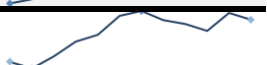
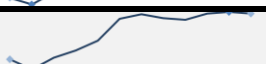


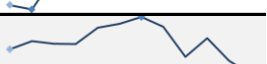



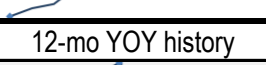



Data Insights: Unconventional Consumer Price Indices

Friday, January 11, 2019

Today's unconventional CPI data: what you need to know

	12-mo YOY	3-mo ann	1-mo ann	12 / 3 / 1-mo			12-mo YOY history
All items	+1.9%	+1.2%	-0.7%	■	■	■	
Core	+2.2%	+2.5%	+2.6%	■	■	■	
All items NSA	+1.9%	-1.9%	-3.8%	■	■	■	
Core NSA	+2.2%	+1.0%	-0.1%	■	■	■	
PCE deflator Nov	+1.8%	+1.5%	+0.7%	■	■	■	
Core PCE deflator Nov	+1.9%	+1.7%	+1.8%	■	■	■	
Median CPI	+2.8%	+3.0%	+2.4%	■	■	■	
Trimmed mean CPI	+2.2%	+2.5%	+2.5%	■	■	■	
Sticky CPI	+2.5%	+2.4%	+2.8%	■	■	■	
Sticky core CPI	+2.5%	+2.3%	+2.7%	■	■	■	
Flexible CPI	+0.7%	-1.3%	-8.0%	■	■	■	
Flexible core CPI	+0.8%	+3.6%	+2.7%	■	■	■	
Underlying, prices Nov	+2.0%						
Underlying, all Nov	+3.0%						
	YOY change	3-mo	1-mo	12 / 3 / 1-mo			12-mo YOY history
ISM Manu prices paid	-13	-12	-6	■	■	■	
ISM Services prices paid	-2	-7	-7	■	■	■	

Source: BLS, BEA, ISM, Cleveland Fed, Atlanta Fed, New York Fed, TrendMacro calculations

For more information contact us:

Donald Luskin: 312 273 6766 don@trendmacro.com
 Thomas Demas: 704 552 3625 tdemas@trendmacro.com